

CR-05 - Goals and Outcomes

Progress the jurisdiction has made in carrying out its strategic plan and its action plan. 91.520(a)

This could be an overview that includes major initiatives and highlights that were proposed and executed throughout the program year.

Through completion of a wide range of projects in all corners of the County, the 2016 Atlantic County CDBG and HOME programs made significant progress in achieving the goals of both the new 5-year Consolidated Plan, which covers the years 2016-2020, and the 2016 Annual Action Plan.

During the 2016 Program Year (September 1, 2016 through August 31, 2017), thousands of County residents benefited from improvements to important portions of the County's infrastructure. Others received crucial public services thanks to support from the Atlantic County Community Development Program and a significant number of residents either became homeowners with program assistance or were able to obtain much needed repairs to their homes using CD resources.

Among the infrastructure projects completed in 2016 were street reconstruction projects in Ventnor and Pleasantville. Also, accessibility projects in Hamilton Township, Folsom and Linwood along with major accessibility improvements to a busy county facility removed barriers for disabled and elderly residents of out communities.

The Atlantic County program came up short of its goals on two 2016 activities. Homeowner rehab saw the completion of 8 units, just below the target of 10. It is expected that that small shortfall will be made up during 2017. It was also anticipated that a demolition project in Corbin City would be completed during the program year but the project has been delayed until 2017.

Comparison of the proposed versus actual outcomes for each outcome measure submitted with the consolidated plan and explain, if applicable, why progress was not made toward meeting goals and objectives. 91.520(g)

Categories, priority levels, funding sources and amounts, outcomes/objectives, goal outcome indicators, units of measure, targets, actual outcomes/outputs, and percentage completed for each of the grantee's program year goals.

Goal	Category	Source / Amount	Indicator	Unit of Measure	Expected – Strategic Plan	Actual – Strategic Plan	Percent Complete	Expected – Program Year	Actual – Program Year	Percent Complete
Administer CDBG & HOME programs	Planning & Administration	CDBG: \$ / HOME: \$	Other	Other	5	1	20.00%	1	1	100.00%
Eliminate slums/blight	Non-Housing Community Development	CDBG: \$	Buildings Demolished	Buildings	3	0	0.00%	1	0	0.00%
Improve public facilities & infrastructure	Non-Housing Community Development	CDBG: \$	Public Facility or Infrastructure Activities other than Low/Moderate Income Housing Benefit	Persons Assisted	10000	26551	265.51%	2000	26551	1,327.55%
Increase home ownership opportunities	Affordable Housing	HOME: \$	Rental units constructed	Household Housing Unit	2	0	0.00%			
Increase home ownership opportunities	Affordable Housing	HOME: \$	Homeowner Housing Added	Household Housing Unit	0	1		1	1	100.00%
Increase home ownership opportunities	Affordable Housing	HOME: \$	Homeowner Housing Rehabilitated	Household Housing Unit	0	0				
Increase home ownership opportunities	Affordable Housing	HOME: \$	Direct Financial Assistance to Homebuyers	Households Assisted	50	18	36.00%	11	18	163.64%

Preserve existing housing stock	Affordable Housing	CDBG: \$ / HOME: \$	Homeowner Housing Rehabilitated	Household Housing Unit	50	8	16.00%	10	8	80.00%
Support Public Services	Non-Homeless Special Needs Non-Housing Community Development	CDBG: \$	Public service activities other than Low/Moderate Income Housing Benefit	Persons Assisted	200	145	72.50%	25	145	580.00%

Table 1 - Accomplishments – Program Year & Strategic Plan to Date

Assess how the jurisdiction’s use of funds, particularly CDBG, addresses the priorities and specific objectives identified in the plan, giving special attention to the highest priority activities identified.

High Priority needs identified in the Consolidated Plan for the 2016-2020 period include: Preservation of existing housing stock, addition of affordable housing, improvements to infrastructure and support for public services.

During 2016, the County used CDBG and HOME funds exclusively to address high-priority needs. Feedback from the County's municipalities continues to emphasize the importance of CDBG and HOME support these activities.

CR-10 - Racial and Ethnic composition of families assisted

Describe the families assisted (including the racial and ethnic status of families assisted).

91.520(a)

	CDBG	HOME
White	16,713	17
Black or African American	3,643	7
Asian	1,848	2
American Indian or American Native	0	0
Native Hawaiian or Other Pacific Islander	1,872	0
Total	24,076	26
Hispanic	3,737	8
Not Hispanic	20,339	18

Table 2 – Table of assistance to racial and ethnic populations by source of funds

Narrative

Above statistics are from the PR-23 reports for CDBG and HOME. The Native Hawaiian or Other Pacific Islander category is actual the number of "Other multi-racial" beneficiaries.

CR-15 - Resources and Investments 91.520(a)

Identify the resources made available

Source of Funds	Source	Resources Made Available	Amount Expended During Program Year
CDBG	public - federal	1,102,215	1,659,724
HOME	public - federal	486,286	403,032

Table 3 - Resources Made Available

Narrative

Atlantic County received an allocation of \$1,102,215 in CDBG funds for 2016 and \$486,286 in HOME funds.

Identify the geographic distribution and location of investments

Target Area	Planned Percentage of Allocation	Actual Percentage of Allocation	Narrative Description
Buena Borough	1	0	
City of Absecon	2	1	
Corbin City	1	0	
Countywide	50	61	
Eligible census tracts/block groups	25	29	
Estell Manor	1	0	
Folsom Borough	1	2	
Galloway Township	7	0	
Hamilton Township	6	4	
Linwood	1	2	
Longport	1	0	
Margate	1	0	
Mullica Township	1	1	
Northfield	1	0	
Weymouth Township	1	0	

Table 4 – Identify the geographic distribution and location of investments

Narrative

The above variances are within expected ranges given that some municipalities accumulate two or more years' worth of funding for a particular project and the many variables in the timing of project completions and drawdowns.

Leveraging

Explain how federal funds leveraged additional resources (private, state and local funds), including a description of how matching requirements were satisfied, as well as how any publicly owned land or property located within the jurisdiction that were used to address the needs identified in the plan.

From infrastructure projects to public services, virtually all non-housing rehab activities receiving CDBG or HOME funds also receive other forms of support. Those funds include local municipal monies, state transportation funds and a wide variety of public and private resources that support the public services.

HOME match requirements are incorporated in the County's solicitation, review and award of HOME projects. Developers wishing to use HOME funds are encouraged by the application scoring system to include funds from other sources and, in fact, HOME projects other than homeowner rehab are not viable without non-HOME resources being part of the mix.

Public property used to address needs identified in the 2016 plan consisted of streets and public facilities where needed improvements were completed.

Fiscal Year Summary – HOME Match	
1. Excess match from prior Federal fiscal year	325,769
2. Match contributed during current Federal fiscal year	41,927
3. Total match available for current Federal fiscal year (Line 1 plus Line 2)	367,696
4. Match liability for current Federal fiscal year	127,523
5. Excess match carried over to next Federal fiscal year (Line 3 minus Line 4)	240,173

Table 5 – Fiscal Year Summary - HOME Match Report

Match Contribution for the Federal Fiscal Year								
Project No. or Other ID	Date of Contribution	Cash (non-Federal sources)	Foregone Taxes, Fees, Charges	Appraised Land/Real Property	Required Infrastructure	Site Preparation, Construction Materials, Donated labor	Bond Financing	Total Match
16-1	09/01/2016	4,212	0	0	0	0	0	4,212
16-2	12/27/2016	4,290	0	0	0	0	0	4,290
16-3	01/03/2017	4,700	0	0	0	0	0	4,700
16-4	06/13/2017	8,616	0	0	0	0	0	8,616
16-5	08/31/2017	8,275	0	0	0	0	0	8,275
16-6	08/31/2017	6,394	0	0	0	0	0	6,394
16-7	08/31/2017	5,440	0	0	0	0	0	5,440

Table 6 – Match Contribution for the Federal Fiscal Year

HOME MBE/WBE report

Program Income – Enter the program amounts for the reporting period				
Balance on hand at beginning of reporting period \$	Amount received during reporting period \$	Total amount expended during reporting period \$	Amount expended for TBRA \$	Balance on hand at end of reporting period \$
0	36,949	24,312	0	12,637

Table 7 – Program Income

Minority Business Enterprises and Women Business Enterprises – Indicate the number and dollar value of contracts for HOME projects completed during the reporting period						
	Total	Minority Business Enterprises				White Non-Hispanic
		Alaskan Native or American Indian	Asian or Pacific Islander	Black Non-Hispanic	Hispanic	
Contracts						
Dollar Amount	50,281	0	38,733	0	11,548	0
Number	4	0	3	0	1	0
Sub-Contracts						
Number	0	0	0	0	0	0
Dollar Amount	0	0	0	0	0	0
	Total	Women Business Enterprises	Male			
Contracts						
Dollar Amount	50,281	0	50,281			
Number	4	0	4			
Sub-Contracts						
Number	0	0	0			
Dollar Amount	0	0	0			

Table 8 - Minority Business and Women Business Enterprises

Minority Owners of Rental Property – Indicate the number of HOME assisted rental property owners and the total amount of HOME funds in these rental properties assisted						
	Total	Minority Property Owners				White Non-Hispanic
		Alaskan Native or American Indian	Asian or Pacific Islander	Black Non-Hispanic	Hispanic	
Number	0	0	0	0	0	0
Dollar Amount	0	0	0	0	0	0

Table 9 – Minority Owners of Rental Property

Relocation and Real Property Acquisition – Indicate the number of persons displaced, the cost of relocation payments, the number of parcels acquired, and the cost of acquisition						
Parcels Acquired		0		0		
Businesses Displaced		0		0		
Nonprofit Organizations Displaced		0		0		
Households Temporarily Relocated, not Displaced		0		0		
Households Displaced	Total	Minority Property Enterprises				White Non-Hispanic
		Alaskan Native or American Indian	Asian or Pacific Islander	Black Non-Hispanic	Hispanic	
Number	0	0	0	0	0	0
Cost	0	0	0	0	0	0

Table 10 – Relocation and Real Property Acquisition

CR-20 - Affordable Housing 91.520(b)

Evaluation of the jurisdiction's progress in providing affordable housing, including the number and types of families served, the number of extremely low-income, low-income, moderate-income, and middle-income persons served.

	One-Year Goal	Actual
Number of Homeless households to be provided affordable housing units	0	0
Number of Non-Homeless households to be provided affordable housing units	22	27
Number of Special-Needs households to be provided affordable housing units	0	0
Total	22	27

Table 11 – Number of Households

	One-Year Goal	Actual
Number of households supported through Rental Assistance	0	0
Number of households supported through The Production of New Units	1	1
Number of households supported through Rehab of Existing Units	10	8
Number of households supported through Acquisition of Existing Units	11	18
Total	22	27

Table 12 – Number of Households Supported

Discuss the difference between goals and outcomes and problems encountered in meeting these goals.

Overall, the program provided some 22% more units than expected, bolstered by a strong performance in the homebuyer assistance activity. Rehabs were slightly below the anticipated level but the program remains very active and in demand.

Discuss how these outcomes will impact future annual action plans.

With continued success in implementation and continued demand for these services, all three components - rehab, new unit construction and home purchase assistance - were included in the 2017 Action Plan. It is expected that they will be important parts of Atlantic County's CD program for the foreseeable future.

Include the number of extremely low-income, low-income, and moderate-income persons served by each activity where information on income by family size is required to determine the eligibility of the activity.

Number of Households Served	CDBG Actual	HOME Actual
Extremely Low-income	0	2
Low-income	1	5
Moderate-income	0	19
Total	1	26

Table 13 – Number of Households Served

Narrative Information

It is not surprising that the beneficiaries of housing activities skews toward the moderate end of the low-mod scale. Homeownership in New Jersey is quite expensive and the program's homebuyer assistance activity can only assist those who qualify for mortgages, where guidelines remain rather restrictive. Also, it is more likely that households with incomes above the very low ends of the range would already be homeowners and thus eligible for the rehab program.

CR-25 - Homeless and Other Special Needs 91.220(d, e); 91.320(d, e); 91.520(c)

Evaluate the jurisdiction's progress in meeting its specific objectives for reducing and ending homelessness through:

Reaching out to homeless persons (especially unsheltered persons) and assessing their individual needs

The Atlantic Homeless Alliance, composed of the Atlantic County Department of Welfare, Jewish Family Services and the Pleasantville Housing Authority, began operation in February 2014 and has created a single point of entry (SPOE) system for homeless outreach and assistance. The SPOE employs 11 staff to facilitate the coordination of care of those who present as homeless in Atlantic County.

Addressing the emergency shelter and transitional housing needs of homeless persons

As it has in previous years, during the 2016 Program Year, the Homeless Committee of the Atlantic County Human Services Advisory Council prepared a request for funding to the U.S. Department of Housing and Urban Development under the SuperNOFA Continuum of Care for the Homeless Program. The Continuum planning process is led by a voluntary association of service and housing providers, City and County government, faith-based and community-based organizations whose focus is to find collaborative solutions for the needs of homeless persons in Atlantic City and Atlantic County. Funding obtained through this process supports emergency shelter and transitional housing programs, among other efforts directed at homelessness.

Covenant House, the Atlantic County Women's Center and the Atlantic City Rescue Mission operate homeless shelters in the County.

Helping low-income individuals and families avoid becoming homeless, especially extremely low-income individuals and families and those who are: likely to become homeless after being discharged from publicly funded institutions and systems of care (such as health care facilities, mental health facilities, foster care and other youth facilities, and corrections programs and institutions); and, receiving assistance from public or private agencies that address housing, health, social services, employment, education, or youth needs

During 2016, Atlantic County continued its homeless prevention activities. Specifically, by providing rehabilitation assistance and referral services for low-income households the County aims to prevent the conditions that would precipitate homelessness.

The goal is to make significant steps in eliminating the sources of homelessness by providing not only emergency assistance to the homeless, but also by providing assistance to very low- and low-income households that are threatened by homelessness. The objective is to assist low-income households or individuals who are homeless or in danger of becoming homeless with housing rehabilitation funds,

emergency repair funds, emergency utility payments and other forms of emergency assistance.

Helping homeless persons (especially chronically homeless individuals and families, families with children, veterans and their families, and unaccompanied youth) make the transition to permanent housing and independent living, including shortening the period of time that individuals and families experience homelessness, facilitating access for homeless individuals and families to affordable housing units, and preventing individuals and families who were recently homeless from becoming homeless again

The County's support network, provided by government and private, non-profits alike, includes services that connect the homeless to transitional programs in the areas of health care, employment and training, housing, transportation and life skills.

CR-30 - Public Housing 91.220(h); 91.320(j)

Actions taken to address the needs of public housing

There are 2 Public Housing Authorities located within the Atlantic County Urban County municipalities - the Pleasantville Housing Authority and the Buena Borough Housing Authority.

There were no actions planned or taken during 2016 to address the needs of public housing.

Actions taken to encourage public housing residents to become more involved in management and participate in homeownership

During 2016, both Housing Authorities within the jurisdiction continued to meet with the resident councils that exist at each public housing community and to consider their input for planning and decision making.

Information on the County's homeownership assistance program was made available to Housing Authority residents.

Actions taken to provide assistance to troubled PHAs

Neither the Pleasantville Housing Authority nor the Buena Housing Authority is a troubled PHA.

CR-35 - Other Actions 91.220(j)-(k); 91.320(i)-(j)

Actions taken to remove or ameliorate the negative effects of public policies that serve as barriers to affordable housing such as land use controls, tax policies affecting land, zoning ordinances, building codes, fees and charges, growth limitations, and policies affecting the return on residential investment. 91.220 (j); 91.320 (i)

The major barrier to affordable housing in Atlantic County is the unemployment and underemployment conditions caused by a sharp contraction of the casino/entertainment industry in Atlantic City, which had been the dominant economic engine for the County and much of the region. The downturn has resulted in many foreclosures and a decline in housing prices, but it has also moved many families out of consideration for home ownership because their incomes have fallen. Naturally, the ability to pay rent is also impacted by the same dynamics.

While these conditions are caused by market forces rather than public policy, moving the regional economy forward has been a major focus of the County, region and state. Steps taken by the County during the past year included:

1) Regional economic development efforts, including employer attraction and retention as well as job training efforts.

2) Atlantic County, through the use of HOME funds, continued to assist non-profit affordable housing development. The County also continued to provide technical assistance to non-profit organizations seeking state and federal funds for affordable housing development both rental and homeownership.

3) The County continued its homebuyers program, helping 18 families become first-time homeowners by providing funds for down payments and closing costs.

Actions taken to address obstacles to meeting underserved needs. 91.220(k); 91.320(j)

The primary obstacle to meeting underserved needs is a lack of funds. There are many needs in all of the areas - public facilities, public services, infrastructure, and economic development – and local resources go only so far. The development of more and better jobs for low and moderate income persons would help reduce the scale or scope of needs as well.

During 2016, Atlantic County continued to seek opportunities to link, leverage and otherwise expand resources for the County and its many partners.

Actions taken to reduce lead-based paint hazards. 91.220(k); 91.320(j)

Lead hazards are addressed during housing rehabilitation efforts. All pre-1978 homes that receive

rehabilitation assistance are tested for the presence of lead-based paint hazards. When evidence of paint hazards is found, surfaces are removed or the material is encapsulated to prevent exposure. In the homebuyers program, when defective painted surfaces are found, the surface must be tested for lead-based paint as well and treated by a qualified trained contractor.

The County's Lead-Based Hazard reduction strategy, administered by the Department of Health, involves the administration of the Lead Intervention for Children at Risk Program (LICAR) which supports the abatement or reduction of lead-based paint hazards in low-income housing. The Department of Health provides administrative and program delivery staff responsible for marketing the LICAR program; conducting application intake, review, and approval; completing environmental reviews; completing housing inspections and when funding is available preparing work write-ups and cost estimates for lead hazard control work; preparing contractor bid packages and supervising advertisement for bids and selection of contractors; managing temporary resident relocation while lead hazard control work is being completed and monitoring work in progress through to completion.

Actions taken to reduce the number of poverty-level families. 91.220(k); 91.320(j)

The County's anti-poverty strategy is linked to economic programs provided by a variety of entities, including the Atlantic County Improvement Authority, Casino Reinvestment Development Agency (CRDA), Workforce Investment Board and more. The objective of poverty reduction requires programming for job readiness areas, including job training and placement, supportive public services, education and basic skills development. The overriding principle however is to create new jobs and opportunities for households with incomes below the poverty level. It is only through comprehensive, coordinated strategies that nurture skills and provide opportunities to gain and retain employment and thus improve the quality of life, that people can improve their situation.

Through the combined efforts of many, including Atlantic County, the region added 2,700 jobs during the 12 months ending in August 2017. (Source - U.S. Bureau of Labor Statistics).

Actions taken to develop institutional structure. 91.220(k); 91.320(j)

During 2016, the Atlantic County Improvement Authority and various departments in County government continued to be active in a broad range of conversations, plans and program implementation ranging from housing to homelessness to social service delivery to job creation and workforce training.

Actions taken to enhance coordination between public and private housing and social service agencies. 91.220(k); 91.320(j)

As a common partner with so many of the public and private housing and social service providers, the Atlantic County Improvement Authority and Atlantic County government have been a natural conduit for communication and interaction among these entities. During 2016, the County CD Program

continued to serve in that capacity while respecting the autonomy and uniqueness of each partner.

Identify actions taken to overcome the effects of any impediments identified in the jurisdictions analysis of impediments to fair housing choice. 91.520(a)

The Atlantic County Improvement Authority completed an update of the *Analysis of Impediments to Fair Housing* in FY 2012 and reviews that document annually. Impediments identified in the AI were:

- Need for more focus on fair housing laws by Atlantic County officials and housing service providers.
- Continued outreach and education to inform the community about fair housing laws.
- Need to continue addressing the shortage of affordable housing, which tends to impact members of the protected classes to a greater degree, thereby limiting their housing choice.

To address the identified impediments, recommendations developed by Atlantic County include:

- Promote the awareness of the *Fair Housing & Housing Assistance Information* book by means of the Atlantic County website, publication of an annual notice in local newspapers and posting information at organizations that serve the low income in Atlantic County. The staff will meet with organizations that are involved in housing, including the Board of Realtors, Total Living Center and Cape-Atlantic Legal Services. The County provides access to the five Family Centers in the County to Cape-Atlantic Legal Services to provide legal services to residents.
- While the County does not do zoning, the Atlantic County Planning Department does review municipal ordinances, site plans and Subdivision Ordinances to determine regional impacts. The material is reviewed for consistency with fair housing goals as well and meet with local planners to discuss impediments to fair housing that may arise.
- Worked with the Board of Realtors to improve fair housing compliance, listing accessibility as an improvement on units for sale or rent, and encouraging female and minority individuals to enter the real estate business.
- Outreach to rental property owners to encourage awareness of fair housing requirements.
- Outreach to lenders to work with borrowers on credit history and credit repair.
- Continue to expend federal and local resources to make affordable and rehabilitated housing available to low income households.

To address the affordable housing shortage, Atlantic County promoted fair housing by providing assistance for housing activities, including offering funds to CHDO's along with technical assistance to expand the supply of affordable housing.

During FY 2016, owner households received assistance with housing rehabilitation and assistance with purchasing units. The County housing homebuyer program is marketed in a way that is intended to attract low-income buyers. The program is marketed through meetings with real estate agents, finance companies, the ACIA website and other media. ACIA staff have appeared at various seminars and on

local TV stations to discuss the availability of these programs.

The Atlantic County Improvement Authority Office of Community Development has available a *Fair Housing & Assistance Information* brochure.

Lastly, while the County's Assessment of Fair Housing will not be due to HUD for several years, the County has begun a preliminary review of the requirements of the Assessment along with information being made available by HUD for completing the assessment. If issues are identified during this preliminary phase that require immediate attention, the County Community Development effort will incorporate such action into its planning and its procedures.

CR-40 - Monitoring 91.220 and 91.230

Describe the standards and procedures used to monitor activities carried out in furtherance of the plan and used to ensure long-term compliance with requirements of the programs involved, including minority business outreach and the comprehensive planning requirements

Citizen Participation Plan 91.105(d); 91.115(d)

Describe the efforts to provide citizens with reasonable notice and an opportunity to comment on performance reports.

The CAPER document was placed on public display for a period in excess of the required 15 days, from November 2, 2017 through November 22, 2017. Copies were placed in the Atlantic County Improvement Authority office and online. The public was notified of the public comment period by an advertisement which appeared in the local publication *The Press of Atlantic City* on November 1, 2017. A copy of the advertisement is provided with this report. Also, a public hearing was held on November 17, 2017 at the Atlantic County Library in Mays Landing, a fully accessible building. No comments from the public were received during the comment period or at the public meeting.

CR-45 - CDBG 91.520(c)

Specify the nature of, and reasons for, any changes in the jurisdiction's program objectives and indications of how the jurisdiction would change its programs as a result of its experiences.

Ongoing assessments of community needs and ongoing successes of the County's CDBG program in addressing those needs suggest that no significant changes are needed in the program's objectives. The program will continue to seek efficient, effective means to provide housing, facilities and services to our most vulnerable residents. The County will continue to seek community partners capable of assisting in those efforts.

While always aware of opportunities to improve, the County believes that the overall direction and implementation of its CDBG program meet both the requirements of the federal government and the needs of our local residents.

Does this Jurisdiction have any open Brownfields Economic Development Initiative (BEDI) grants?

No

[BEDI grantees] Describe accomplishments and program outcomes during the last year.

CR-50 - HOME 91.520(d)

Include the results of on-site inspections of affordable rental housing assisted under the program to determine compliance with housing codes and other applicable regulations

Please list those projects that should have been inspected on-site this program year based upon the schedule in §92.504(d). Indicate which of these were inspected and a summary of issues that were detected during the inspection. For those that were not inspected, please indicate the reason and how you will remedy the situation.

No units were scheduled for inspection this year.

Provide an assessment of the jurisdiction's affirmative marketing actions for HOME units. 92.351(b)

No individual HOME-funded projects meet the threshold for affirmative marketing requirements. The program as a whole, though, including housing rehab activities, are publicized to all segments of the County's population through general circulation advertising and through information provided by out municipal partners.

Refer to IDIS reports to describe the amount and use of program income for projects, including the number of projects and owner and tenant characteristics

The program spent \$24,312.28 in HOME program income during the program year. Two projects included program income funds. One was a homebuyer activity in which a single-parent, low-income household received down payment and closing cost assistance. The other was a housing rehab project for an extremely low income senior.

Describe other actions taken to foster and maintain affordable housing. 91.220(k) (STATES ONLY: Including the coordination of LIHTC with the development of affordable housing). 91.320(j)

During 2016, the PJ used HOME funds on these activities that fostered and maintained affordable housing:

- 1) Completion of 7 owner-occupied residential rehab projects;
- 2) Homebuyer assistance to 18 households moving in to homeownership;
- 3) Completion of 1 new unit of affordable homebuyer housing.

Attachment Cover

ATLANTIC COUNTY

***Community Development Block Grant and
HOME Investment Partnerships Programs
Atlantic County, New Jersey***

Consolidated Annual Performance and Evaluation Report 2016

September 1, 2016 through August 31, 2017

November, 2017

**ATLANTIC COUNTY
IMPROVEMENT AUTHORITY**

**1333 Atlantic Ave.
Atlantic City, NJ 08401**

John C. Lamey, Jr., Executive Director

Prepared by:



PR-03



U.S. Department of Housing and Urban Development
Office of Community Planning and Development
Integrated Disbursement and Information System
CDBG Activity Summary Report (GPR) for Program Year 2016
ATLANTIC COUNTY

Date: 21-Nov-2017
Time: 9:36
Page: 1

PGM Year: 2006
Project: 0016 - Public Service
IDIS Activity: 713 - Absecon Senior Transportation Operating

Status: Open
Location: Absecon Senior Center Absecon, NJ 08201

Objective: Create suitable living environments
Outcome: Availability/accessibility
Matrix Code: Senior Services (05A)

National Objective: LMC

Initial Funding Date: 05/17/2010

Description:

Absecon is using their allocation to reimburse the County for the operating costs of this new service for seniors. Transportation to the Senior center and various activities two times per week.

Financing

	Fund Type	Grant Year	Grant	Funded Amount	Drawn In Program Year	Drawn Thru Program Year
CDBG	EN	Pre-2015		\$75,023.50	\$0.00	\$0.00
		2007	B07UC340111		\$0.00	\$5,703.00
		2008	B08UC340111		\$0.00	\$7,954.47
		2009	B09UC340111		\$0.00	\$15,272.28
		2010	B10UC340111		\$0.00	\$5,448.84
		2011	B11UC340111		\$0.00	\$20,345.13
		2012	B12UC340111		\$0.00	\$2,746.39
		2013	B13UC340111		\$0.00	\$15,754.08
		2014	B14UC340111		\$0.00	\$1,799.31
		2015	B15UC340111	\$5,000.00	\$5,000.00	\$5,000.00
		2016	B16UC340111	\$24,036.00	\$3,246.49	\$3,246.49
		Total	Total	\$104,059.50	\$8,246.49	\$83,269.99

Proposed Accomplishments

People (General) : 50

Actual Accomplishments

Number assisted:

	Owner		Renter		Total		Person	
	Total	Hispanic	Total	Hispanic	Total	Hispanic	Total	Hispanic
White:	0	0	0	0	0	0	59	2
Black/African American:	0	0	0	0	0	0	4	0
Asian:	0	0	0	0	0	0	4	0
American Indian/Alaskan Native:	0	0	0	0	0	0	0	0
Native Hawaiian/Other Pacific Islander:	0	0	0	0	0	0	0	0

PR03 - ATLANTIC COUNTY

Page: 1 of 36



U.S. Department of Housing and Urban Development
Office of Community Planning and Development
Integrated Disbursement and Information System
CDBG Activity Summary Report (GPR) for Program Year 2016
ATLANTIC COUNTY

Date: 21-Nov-2017
Time: 9:36
Page: 2

American Indian/Alaskan Native & White:	0	0	0	0	0	0	0	0
Asian White:	0	0	0	0	0	0	0	0
Black/African American & White:	0	0	0	0	0	0	0	0
American Indian/Alaskan Native & Black/African American:	0	0	0	0	0	0	0	0
Other multi-racial:	0	0	0	0	0	0	0	0
Asian/Pacific Islander:	0	0	0	0	0	0	0	0
Hispanic:	0	0	0	0	0	0	0	0
Total:	0	0	0	0	0	0	67	2

Female-headed Households: 0 0 0

Income Category:

	Owner	Renter	Total	Person
Extremely Low	0	0	0	0
Low Mod	0	0	0	50
Moderate	0	0	0	67
Non Low Moderate	0	0	0	0
Total	0	0	0	117
Percent Low/Mod				100.0%

Annual Accomplishments

Years	Accomplishment Narrative	# Benefiting
2009	Absecon is reimbursing Atlantic County for the operation of a bus to provide transportation to seniors to and from the Senior Center and for various activities undertaken by the center	
2010	Service continues to provide transportation for senior citizens to the Absecon Community Center. The center provides meals, recreational opportunities, health screening and support services for elderly individuals in Absecon and surrounding area.	
2011	The absecon bus service provided transportation for 17 persons during the program year. This is a presumed benefit activity	
2012	Provided Transportation to 67 Seniors in PY 2012	
2015	Absecon provide 886 trips to/from their Nutrition Supplement Program at the Absecon Senior Center for 11 non-duplicated seniors.	



U.S. Department of Housing and Urban Development
Office of Community Planning and Development
Integrated Disbursement and Information System
CDBG Activity Summary Report (GPR) for Program Year 2016
ATLANTIC COUNTY

Date: 21-Nov-2017
Time: 9:36
Page: 3

PGM Year: 2014

Project: 0004 - Removal of Architectural Barriers/Handicapped Access Improvements

IDIS Activity: 947 - Atlantic County ADA Improvements

Status: Completed 4/11/2017 2:33:24 PM
Location: Shore Road Shore Road Northfield, NJ 08225

Objective: Create suitable living environments
Outcome: Availability/accessibility
Matrix Code: Public Facilities and Improvement
(General) (03)

National Objective: LMC

Initial Funding Date: 05/29/2015

Description:

Improvements to Stillwater, Meadowview and the Somers Point Library

Financing

	Fund Type	Grant Year	Grant	Funded Amount	Drawn In Program Year	Drawn Thru Program Year
CDBG	EN	Pre-2015		\$192,554.50	\$0.00	\$0.00
		2013	B13UC340111		\$0.00	\$192,554.50
		2016	B16UC340111	\$1,138.00	\$1,138.00	\$1,138.00
Total	Total			\$193,692.50	\$1,138.00	\$193,692.50

Proposed Accomplishments

Public Facilities : 3

Actual Accomplishments

Number assisted:

	Owner		Renter		Total		Person	
	Total	Hispanic	Total	Hispanic	Total	Hispanic	Total	Hispanic
White:	0	0	0	0	0	0	11,376	2,056
Black/African American:	0	0	0	0	0	0	2,717	1,000
Asian:	0	0	0	0	0	0	1,358	0
American Indian/Alaskan Native:	0	0	0	0	0	0	0	0
Native Hawaiian/Other Pacific Islander:	0	0	0	0	0	0	0	0
American Indian/Alaskan Native & White:	0	0	0	0	0	0	0	0
Asian White:	0	0	0	0	0	0	0	0
Black/African American & White:	0	0	0	0	0	0	0	0
American Indian/Alaskan Native & Black/African American:	0	0	0	0	0	0	0	0
Other multi-racial:	0	0	0	0	0	0	1,528	0
Asian/Pacific Islander:	0	0	0	0	0	0	0	0
Hispanic:	0	0	0	0	0	0	0	0
Total:	0	0	0	0	0	0	16,979	3,056

PR03 - ATLANTIC COUNTY

Page: 3 of 36



U.S. Department of Housing and Urban Development
Office of Community Planning and Development
Integrated Disbursement and Information System
CDBG Activity Summary Report (GPR) for Program Year 2016
ATLANTIC COUNTY

Date: 21-Nov-2017
Time: 9:36
Page: 4


Female-headed Households: 0 0 0

Income Category:

	Owner	Renter	Total	Person
Extremely Low	0	0	0	0
Low Mod	0	0	0	16,979
Moderate	0	0	0	0
Non Low Moderate	0	0	0	0
Total	0	0	0	16,979
Percent Low/Mod				100.0%

Annual Accomplishments

Years	Accomplishment Narrative	# Benefitting
2015	Entryways at three County owned buildings (The Stillwater and Shoreview and Somers Point Library buildings) that provide service to the public have been made ADA accessible.	



U.S. Department of Housing and Urban Development
Office of Community Planning and Development
Integrated Disbursement and Information System
CDBG Activity Summary Report (GPR) for Program Year 2016
ATLANTIC COUNTY

Date: 21-Nov-2017
Time: 9:36
Page: 5

PGM Year: 2014

Project: 0006 - Section 108 Loan

IDIS Activity: 1003 - SC Consulting, LLC

Status: Open

Location: Address Suppressed

Objective: Create economic opportunities

Outcome: Sustainability

Matrix Code: ED Direct Financial Assistance to For-Profits (18A)

National Objective: LMJ

Initial Funding Date: 06/08/2016

Description:

Working Capital

Financing

	Fund Type	Grant Year	Grant	Funded Amount	Drawn In Program Year	Drawn Thru Program Year
CDBG	SL	2014	B14UC340111	\$35,000.00	\$0.00	\$35,000.00
Total	Total			\$35,000.00	\$0.00	\$35,000.00

Proposed Accomplishments

Jobs : 5


Actual Accomplishments

Number assisted:

	Owner		Renter		Total		Person	
	Total	Hispanic	Total	Hispanic	Total	Hispanic	Total	Hispanic
White:	0	0	0	0	0	0	0	0
Black/African American:	0	0	0	0	0	0	0	0
Asian:	0	0	0	0	0	0	0	0
American Indian/Alaskan Native:	0	0	0	0	0	0	0	0
Native Hawaiian/Other Pacific Islander:	0	0	0	0	0	0	0	0
American Indian/Alaskan Native & White:	0	0	0	0	0	0	0	0
Asian White:	0	0	0	0	0	0	0	0
Black/African American & White:	0	0	0	0	0	0	0	0
American Indian/Alaskan Native & Black/African American:	0	0	0	0	0	0	0	0
Other multi-racial:	0	0	0	0	0	0	0	0
Asian/Pacific Islander:	0	0	0	0	0	0	0	0
Hispanic:	0	0	0	0	0	0	0	0
Total:	0	0	0	0	0	0	0	0
Female-headed Households:	0		0		0			

PR03 - ATLANTIC COUNTY

Page: 5 of 36



U.S. Department of Housing and Urban Development
Office of Community Planning and Development
Integrated Disbursement and Information System
CDBG Activity Summary Report (GPR) for Program Year 2016
ATLANTIC COUNTY


Date: 21-Nov-2017
Time: 9:36
Page: 6

Income Category:

	Owner	Renter	Total	Person
Extremely Low	0	0	0	0
Low Mod	0	0	0	0
Moderate	0	0	0	0
Non Low Moderate	0	0	0	0
Total	0	0	0	0
Percent Low/Mod				

Annual Accomplishments

No data returned for this view. This might be because the applied filter excludes all data.



U.S. Department of Housing and Urban Development
Office of Community Planning and Development
Integrated Disbursement and Information System
CDBG Activity Summary Report (GPR) for Program Year 2016
ATLANTIC COUNTY

Date: 21-Nov-2017
Time: 9:36
Page: 7

PGM Year: 2014

Project: 0006 - Section 108 Loan

IDIS Activity: 1006 - Landsman Uniform

Status: Open

Location: 6206 Black Horse Pike Egg Harbor Township, NJ 08234-5531

Objective: Create economic opportunities

Outcome: Sustainability

Matrix Code: ED Direct Financial Assistance to For-Profits (18A)

National Objective: LMJ

Initial Funding Date: 06/21/2016

Description:

Working Capital \$163,000, Land Acquisition -\$237,000,
Settlement 5312017

Financing

	Fund Type	Grant Year	Grant	Funded Amount	Drawn In Program Year	Drawn Thru Program Year
CDBG	SL	2014	B14UC340111	\$400,000.00	\$400,000.00	\$400,000.00
Total	Total			\$400,000.00	\$400,000.00	\$400,000.00

Proposed Accomplishments

Jobs : 12


Actual Accomplishments

Number assisted:

	Owner		Renter		Total		Person	
	Total	Hispanic	Total	Hispanic	Total	Hispanic	Total	Hispanic
White:	0	0	0	0	0	0	0	0
Black/African American:	0	0	0	0	0	0	0	0
Asian:	0	0	0	0	0	0	0	0
American Indian/Alaskan Native:	0	0	0	0	0	0	0	0
Native Hawaiian/Other Pacific Islander:	0	0	0	0	0	0	0	0
American Indian/Alaskan Native & White:	0	0	0	0	0	0	0	0
Asian White:	0	0	0	0	0	0	0	0
Black/African American & White:	0	0	0	0	0	0	0	0
American Indian/Alaskan Native & Black/African American:	0	0	0	0	0	0	0	0
Other multi-racial:	0	0	0	0	0	0	0	0
Asian/Pacific Islander:	0	0	0	0	0	0	0	0
Hispanic:	0	0	0	0	0	0	0	0
Total:	0	0	0	0	0	0	0	0
Female-headed Households:	0		0		0			

PR03 - ATLANTIC COUNTY

Page: 7 of 36



U.S. Department of Housing and Urban Development
Office of Community Planning and Development
Integrated Disbursement and Information System
CDBG Activity Summary Report (GPR) for Program Year 2016
ATLANTIC COUNTY

Date: 21-Nov-2017
Time: 9:36
Page: 8

Income Category:

	Owner	Renter	Total	Person
Extremely Low	0	0	0	0
Low Mod	0	0	0	0
Moderate	0	0	0	0
Non Low Moderate	0	0	0	0
Total	0	0	0	0
Percent Low/Mod				

Annual Accomplishments

No data returned for this view. This might be because the applied filter excludes all data.



U.S. Department of Housing and Urban Development
Office of Community Planning and Development
Integrated Disbursement and Information System
CDBG Activity Summary Report (GPR) for Program Year 2016
ATLANTIC COUNTY

Date: 21-Nov-2017
Time: 9:36
Page: 9

PGM Year: 2014

Project: 0004 - Removal of Architectural Barriers/Handicapped Access Improvements

IDIS Activity: 1007 - Folsom ADA

Status: Completed 10/12/2016 12:00:00 AM
Location: 1301 13th St Folsom, NJ 08037-9138

Objective: Create suitable living environments
Outcome: Availability/accessibility
Matrix Code: Public Facilities and Improvement
(General) (03)

National Objective: LMC

Initial Funding Date: 06/30/2016

Description:

ADA Improvements to Park and Municipal Building

Financing

	Fund Type	Grant Year	Grant	Funded Amount	Drawn In Program Year	Drawn Thru Program Year
CDBG	EN	Pre-2015		\$35,824.40	\$0.00	\$0.00
		2013	B13UC340111		\$0.00	\$35,824.40
Total	Total			\$35,824.40	\$0.00	\$35,824.40

Proposed Accomplishments

People (General) : 323

Actual Accomplishments

Number assisted:

	Owner		Renter		Total		Person	
	Total	Hispanic	Total	Hispanic	Total	Hispanic	Total	Hispanic
White:	0	0	0	0	0	0	69	2
Black/African American:	0	0	0	0	0	0	4	0
Asian:	0	0	0	0	0	0	0	0
American Indian/Alaskan Native:	0	0	0	0	0	0	0	0
Native Hawaiian/Other Pacific Islander:	0	0	0	0	0	0	0	0
American Indian/Alaskan Native & White:	0	0	0	0	0	0	0	0
Asian White:	0	0	0	0	0	0	0	0
Black/African American & White:	0	0	0	0	0	0	0	0
American Indian/Alaskan Native & Black/African American:	0	0	0	0	0	0	0	0
Other multi-racial:	0	0	0	0	0	0	3	0
Asian/Pacific Islander:	0	0	0	0	0	0	0	0
Hispanic:	0	0	0	0	0	0	0	0
Total:	0	0	0	0	0	0	76	2
Female-headed Households:	0		0		0			

PR03 - ATLANTIC COUNTY

Page: 9 of 36



U.S. Department of Housing and Urban Development
Office of Community Planning and Development
Integrated Disbursement and Information System
CDBG Activity Summary Report (GPR) for Program Year 2016
ATLANTIC COUNTY


Date: 21-Nov-2017
Time: 9:36
Page: 10

Income Category:

	Owner	Renter	Total	Person
Extremely Low	0	0	0	0
Low Mod	0	0	0	76
Moderate	0	0	0	0
Non Low Moderate	0	0	0	0
Total	0	0	0	76
Percent Low/Mod				100.0%

Annual Accomplishments

Years	Accomplishment Narrative	# Benefitting
2015	ADA complaint walkways replaced non-compliant at Folsom Municipal Sites.	



U.S. Department of Housing and Urban Development
Office of Community Planning and Development
Integrated Disbursement and Information System
CDBG Activity Summary Report (GPR) for Program Year 2016
ATLANTIC COUNTY

Date: 21-Nov-2017
Time: 9:36
Page: 11

PGM Year: 2013

Project: 0004 - Street Improvements

IDIS Activity: 1008 - Brigantine Street Improvement 8th Street

Status: Completed 3/29/2017 12:00:00 AM

Location: 251 8th St S Brigantine, NJ 08203-2305

Objective: Create suitable living environments

Outcome: Availability/accessibility

Matrix Code: Street Improvements (03K)

National Objective: LMA

Initial Funding Date: 06/30/2016

Description:

Street Improvements to the 200 Block of 8th Street in Brigantine.

Financing

	Fund Type	Grant Year	Grant	Funded Amount	Drawn In Program Year	Drawn Thru Program Year
CDBG	EN	Pre-2015		\$111,225.80	\$0.00	\$0.00
		2013	B13UC340111		\$0.00	\$111,225.80
		2015	B15UC340111	\$45,712.00	\$0.00	\$45,712.00
Total	Total			\$156,937.80	\$0.00	\$156,937.80

Proposed Accomplishments


People (General) : 996

Total Population in Service Area: 565

Census Tract Percent Low / Mod: 63.72

Annual Accomplishments

Years	Accomplishment Narrative	# Benefiting
2015	Project Completed. Street greatly improved.	



U.S. Department of Housing and Urban Development
Office of Community Planning and Development
Integrated Disbursement and Information System
CDBG Activity Summary Report (GPR) for Program Year 2016
ATLANTIC COUNTY

Date: 21-Nov-2017
Time: 9:36
Page: 12

PGM Year: 2013

Project: 0007 - Senior Centers

IDIS Activity: 1009 - Galloway Senior Center Roof

Status: Completed 10/12/2016 12:00:00 AM

Location: 300 E Jimmie Leeds Rd Galloway, NJ 08205-4109

Objective: Create suitable living environments

Outcome: Availability/accessibility

Matrix Code: Senior Centers (03A)

National Objective: LMC

Initial Funding Date: 06/30/2016

Description:

Roof Repair at Galloway Senior Center

Financing

	Fund Type	Grant Year	Grant	Funded Amount	Drawn In Program Year	Drawn Thru Program Year
CDBG	EN	Pre-2015		\$91,000.00	\$0.00	\$0.00
		2013	B13UC340111		\$0.00	\$91,000.00
		Total	Total	\$91,000.00	\$0.00	\$91,000.00

Proposed Accomplishments

Public Facilities : 500

Actual Accomplishments

Number assisted:

	Owner		Renter		Total		Person	
	Total	Hispanic	Total	Hispanic	Total	Hispanic	Total	Hispanic
White:	0	0	0	0	0	0	504	60
Black/African American:	0	0	0	0	0	0	80	10
Asian:	0	0	0	0	0	0	71	0
American Indian/Alaskan Native:	0	0	0	0	0	0	0	0
Native Hawaiian/Other Pacific Islander:	0	0	0	0	0	0	0	0
American Indian/Alaskan Native & White:	0	0	0	0	0	0	0	0
Asian White:	0	0	0	0	0	0	0	0
Black/African American & White:	0	0	0	0	0	0	0	0
American Indian/Alaskan Native & Black/African American:	0	0	0	0	0	0	0	0
Other multi-racial:	0	0	0	0	0	0	45	0
Asian/Pacific Islander:	0	0	0	0	0	0	0	0
Hispanic:	0	0	0	0	0	0	0	0
Total:	0	0	0	0	0	0	700	70
Female-headed Households:	0		0		0			

PR03 - ATLANTIC COUNTY

Page: 12 of 36



U.S. Department of Housing and Urban Development
Office of Community Planning and Development
Integrated Disbursement and Information System
CDBG Activity Summary Report (GPR) for Program Year 2016
ATLANTIC COUNTY


Date: 21-Nov-2017
Time: 9:36
Page: 13

Income Category:

	Owner	Renter	Total	Person
Extremely Low	0	0	0	0
Low Mod	0	0	0	0
Moderate	0	0	0	700
Non Low Moderate	0	0	0	0
Total	0	0	0	700
Percent Low/Mod				100.0%

Annual Accomplishments

Years	Accomplishment Narrative	# Benefitting
2015	Roof Repairs at Senior Center.	



U.S. Department of Housing and Urban Development
Office of Community Planning and Development
Integrated Disbursement and Information System
CDBG Activity Summary Report (GPR) for Program Year 2016
ATLANTIC COUNTY

Date: 21-Nov-2017
Time: 9:36
Page: 14

PGM Year: 2013

Project: 0008 - Community Center

IDIS Activity: 1010 - Buena Vista Township Emergency Generator

Status: Completed 4/20/2017 3:12:26 PM

Location: 661 Jackson Road Buena Vista Township, NJ 08310

Objective: Create suitable living environments

Outcome: Availability/accessibility

Matrix Code: Neighborhood Facilities (03E)

National Objective: LMA

Initial Funding Date: 06/30/2016

Description:

Installation of an Emergency Generator at MLK Community Center

Financing

	Fund Type	Grant Year	Grant	Funded Amount	Drawn In Program Year	Drawn Thru Program Year
		Pre-2015		\$90,846.35	\$0.00	\$0.00
CDBG	EN	2013	B13UC340111		\$0.00	\$10,122.85
		2014	B14UC340111		\$0.00	\$80,723.50
Total	Total			\$90,846.35	\$0.00	\$90,846.35

Proposed Accomplishments

Public Facilities : 2,055

Total Population in Service Area: 2,055

Census Tract Percent Low / Mod: 59.85

Annual Accomplishments

Years	Accomplishment Narrative	# Benefiting
2015	Building now has emergency generator and can operated with normal activities and emergency situations without disruption.	



U.S. Department of Housing and Urban Development
Office of Community Planning and Development
Integrated Disbursement and Information System
CDBG Activity Summary Report (GPR) for Program Year 2016
ATLANTIC COUNTY

Date: 21-Nov-2017
Time: 9:36
Page: 15

PGM Year: 2012

Project: 0004 - ADA Improvements

IDIS Activity: 1011 - Hamilton Township ADA Town Hall

Status: Completed 5/25/2017 12:00:00 AM

Location: 6101 13th St Mays Landing, NJ 08330-1870

Objective: Create suitable living environments

Outcome: Availability/accessibility

Matrix Code: Public Facilities and Improvement
(General) (03)

National Objective: LMC

Initial Funding Date: 06/30/2016

Description:

ADA improvements including ramp and automatic doors at townhall.

Financing

	Fund Type	Grant Year	Grant	Funded Amount	Drawn In Program Year	Drawn Thru Program Year
CDBG	EN	Pre-2015		\$91,239.00	\$0.00	\$0.00
		2014	B14UC340111		\$75,815.75	\$91,239.00
Total	Total			\$91,239.00	\$75,815.75	\$91,239.00

Proposed Accomplishments

People (General) : 3,282

Actual Accomplishments

Number assisted:

	Owner		Renter		Total		Person	
	Total	Hispanic	Total	Hispanic	Total	Hispanic	Total	Hispanic
White:	0	0	0	0	0	0	2,075	350
Black/African American:	0	0	0	0	0	0	675	0
Asian:	0	0	0	0	0	0	280	0
American Indian/Alaskan Native:	0	0	0	0	0	0	0	0
Native Hawaiian/Other Pacific Islander:	0	0	0	0	0	0	0	0
American Indian/Alaskan Native & White:	0	0	0	0	0	0	0	0
Asian White:	0	0	0	0	0	0	0	0
Black/African American & White:	0	0	0	0	0	0	0	0
American Indian/Alaskan Native & Black/African American:	0	0	0	0	0	0	0	0
Other multi-racial:	0	0	0	0	0	0	252	150
Asian/Pacific Islander:	0	0	0	0	0	0	0	0
Hispanic:	0	0	0	0	0	0	0	0
Total:	0	0	0	0	0	0	3,282	500
Female-headed Households:	0		0		0			

PR03 - ATLANTIC COUNTY

Page: 15 of 36



U.S. Department of Housing and Urban Development
Office of Community Planning and Development
Integrated Disbursement and Information System
CDBG Activity Summary Report (GPR) for Program Year 2016
ATLANTIC COUNTY

Date: 21-Nov-2017
Time: 9:36
Page: 16

Income Category:

	Owner	Renter	Total	Person
Extremely Low	0	0	0	0
Low Mod	0	0	0	0
Moderate	0	0	0	3,282
Non Low Moderate	0	0	0	0
Total	0	0	0	3,282
Percent Low/Mod				100.0%

Annual Accomplishments

Years	Accomplishment Narrative	# Benefitting
2016	Completed an ADA accessible ramp and automatic doors at Hamilton Township Township Hall which will allow access for seniors and the disabled.	



U.S. Department of Housing and Urban Development
Office of Community Planning and Development
Integrated Disbursement and Information System
CDBG Activity Summary Report (GPR) for Program Year 2016
ATLANTIC COUNTY

Date: 21-Nov-2017
Time: 9:36
Page: 17

PGM Year: 2013

Project: 0006 - Removal of Architectural Barriers/ADA Improvements

IDIS Activity: 1013 - Margate Beach Access Frontenac/Jefferson

Status: Completed 10/12/2016 12:00:00 AM
Location: 120 S Jefferson Ave Margate, NJ 08402-2361

Objective: Create suitable living environments
Outcome: Availability/accessibility
Matrix Code: Sidewalks (03L)

National Objective: LMC

Initial Funding Date: 07/01/2016

Description:

Financing

	Fund Type	Grant Year	Grant	Funded Amount	Drawn In Program Year	Drawn Thru Program Year
CDBG	EN	Pre-2015		\$60,184.00	\$0.00	\$0.00
		2014	B14UC340111		\$0.00	\$60,184.00
Total	Total			\$60,184.00	\$0.00	\$60,184.00

Proposed Accomplishments

People (General) : 1,490


Actual Accomplishments

Number assisted:

	Owner		Renter		Total		Person	
	Total	Hispanic	Total	Hispanic	Total	Hispanic	Total	Hispanic
White:	0	0	0	0	0	0	308	9
Black/African American:	0	0	0	0	0	0	2	0
Asian:	0	0	0	0	0	0	3	0
American Indian/Alaskan Native:	0	0	0	0	0	0	0	0
Native Hawaiian/Other Pacific Islander:	0	0	0	0	0	0	0	0
American Indian/Alaskan Native & White:	0	0	0	0	0	0	0	0
Asian White:	0	0	0	0	0	0	0	0
Black/African American & White:	0	0	0	0	0	0	0	0
American Indian/Alaskan Native & Black/African American:	0	0	0	0	0	0	0	0
Other multi-racial:	0	0	0	0	0	0	1	0
Asian/Pacific Islander:	0	0	0	0	0	0	0	0
Hispanic:	0	0	0	0	0	0	0	0
Total:	0	0	0	0	0	0	314	9
Female-headed Households:	0		0		0			

PR03 - ATLANTIC COUNTY

Page: 17 of 36



U.S. Department of Housing and Urban Development
Office of Community Planning and Development
Integrated Disbursement and Information System
CDBG Activity Summary Report (GPR) for Program Year 2016
ATLANTIC COUNTY

Date: 21-Nov-2017
Time: 9:36
Page: 18

Income Category:				
	Owner	Renter	Total	Person
Extremely Low	0	0	0	0
Low Mod	0	0	0	314
Moderate	0	0	0	0
Non Low Moderate	0	0	0	0
Total	0	0	0	314
Percent Low/Mod				100.0%

Annual Accomplishments

Years	Accomplishment Narrative	# Benefitting
2015	2 openings wide enough to accommodate beach wheel chairs were added at street ends giving those who can't climb stairs access to the beach.	



U.S. Department of Housing and Urban Development
Office of Community Planning and Development
Integrated Disbursement and Information System
CDBG Activity Summary Report (GPR) for Program Year 2016
ATLANTIC COUNTY

Date: 21-Nov-2017
Time: 9:36
Page: 19

PGM Year: 2014

Project: 0006 - Section 108 Loan

IDIS Activity: 1014 - Leprechaun Landscaping

Status: Open

Location: 603 N Oxford Ave Ventnor, NJ 08406-1546

Objective: Create economic opportunities

Outcome: Sustainability

Matrix Code: ED Direct Financial Assistance to For-Profits (18A)

National Objective: LMJ

Initial Funding Date: 07/01/2016

Description:

Working Capital and Equipment Micro-Loan

Financing

	Fund Type	Grant Year	Grant	Funded Amount	Drawn In Program Year	Drawn Thru Program Year
CDBG	SL	2014	B14UC340111	\$35,000.00	\$0.00	\$35,000.00
Total	Total			\$35,000.00	\$0.00	\$35,000.00

Proposed Accomplishments

Jobs : 2


Actual Accomplishments

Number assisted:

	Owner		Renter		Total		Person	
	Total	Hispanic	Total	Hispanic	Total	Hispanic	Total	Hispanic
White:	0	0	0	0	0	0	0	0
Black/African American:	0	0	0	0	0	0	0	0
Asian:	0	0	0	0	0	0	0	0
American Indian/Alaskan Native:	0	0	0	0	0	0	0	0
Native Hawaiian/Other Pacific Islander:	0	0	0	0	0	0	0	0
American Indian/Alaskan Native & White:	0	0	0	0	0	0	0	0
Asian White:	0	0	0	0	0	0	0	0
Black/African American & White:	0	0	0	0	0	0	0	0
American Indian/Alaskan Native & Black/African American:	0	0	0	0	0	0	0	0
Other multi-racial:	0	0	0	0	0	0	0	0
Asian/Pacific Islander:	0	0	0	0	0	0	0	0
Hispanic:	0	0	0	0	0	0	0	0
Total:	0	0	0	0	0	0	0	0
Female-headed Households:	0		0		0			

PR03 - ATLANTIC COUNTY

Page: 19 of 36




U.S. Department of Housing and Urban Development
Office of Community Planning and Development
Integrated Disbursement and Information System
CDBG Activity Summary Report (GPR) for Program Year 2016
ATLANTIC COUNTY

Date: 21-Nov-2017
Time: 9:36
Page: 20

Income Category:	Owner	Renter	Total	Person
Extremely Low	0	0	0	0
Low Mod	0	0	0	0
Moderate	0	0	0	0
Non Low Moderate	0	0	0	0
Total	0	0	0	0
Percent Low/Mod				

Annual Accomplishments

No data returned for this view. This might be because the applied filter excludes all data.



U.S. Department of Housing and Urban Development
Office of Community Planning and Development
Integrated Disbursement and Information System
CDBG Activity Summary Report (GPR) for Program Year 2016
ATLANTIC COUNTY

Date: 21-Nov-2017
Time: 9:36
Page: 21

PGM Year: 2016

Project: 0005 - Atlantic County - ADA Improvements

IDIS Activity: 1024 - ADA Improvements at Stillwater Building

Status: Completed 6/1/2017 12:00:00 AM
Location: 201 Shore Rd Northfield, NJ 08225-2319

Objective: Create suitable living environments
Outcome: Availability/accessibility
Matrix Code: Public Facilities and Improvement
(General) (03)

National Objective: LMC

Initial Funding Date: 12/20/2016

Description:

Removal and Replacement of non-accessible entrances with accessible entrances

Financing

	Fund Type	Grant Year	Grant	Funded Amount	Drawn In Program Year	Drawn Thru Program Year
CDBG	EN	Pre-2015		\$113,909.90	\$0.00	\$0.00
		2014	B14UC340111		\$113,909.90	\$113,909.90
		2015	B15UC340111	\$70,000.00	\$70,000.00	\$70,000.00
		2016	B16UC340111	\$21,324.22	\$21,324.22	\$21,324.22
Total	Total			\$205,234.12	\$205,234.12	\$205,234.12

Proposed Accomplishments

Public Facilities : 500


Actual Accomplishments

Number assisted:

	Owner		Renter		Total		Person	
	Total	Hispanic	Total	Hispanic	Total	Hispanic	Total	Hispanic
White:	0	0	0	0	0	0	355	90
Black/African American:	0	0	0	0	0	0	85	0
Asian:	0	0	0	0	0	0	45	0
American Indian/Alaskan Native:	0	0	0	0	0	0	0	0
Native Hawaiian/Other Pacific Islander:	0	0	0	0	0	0	0	0
American Indian/Alaskan Native & White:	0	0	0	0	0	0	0	0
Asian White:	0	0	0	0	0	0	0	0
Black/African American & White:	0	0	0	0	0	0	0	0
American Indian/Alaskan Native & Black/African American:	0	0	0	0	0	0	0	0
Other multi-racial:	0	0	0	0	0	0	15	5
Asian/Pacific Islander:	0	0	0	0	0	0	0	0
Hispanic:	0	0	0	0	0	0	0	0

PR03 - ATLANTIC COUNTY

Page: 21 of 36



U.S. Department of Housing and Urban Development
Office of Community Planning and Development
Integrated Disbursement and Information System
CDBG Activity Summary Report (GPR) for Program Year 2016
ATLANTIC COUNTY

Date: 21-Nov-2017
Time: 9:36
Page: 22

Total: 0 0 0 0 0 0 500 95


Female-headed Households: 0 0 0 0

Income Category:

	Owner	Renter	Total	Person
Extremely Low	0	0	0	0
Low Mod	0	0	0	0
Moderate	0	0	0	500
Non Low Moderate	0	0	0	0
Total	0	0	0	500
Percent Low/Mod				100.0%

Annual Accomplishments

Years	Accomplishment Narrative	# Benefitting
2016	Existing entrance made accessible to the disabled.	



U.S. Department of Housing and Urban Development
Office of Community Planning and Development
Integrated Disbursement and Information System
CDBG Activity Summary Report (GPR) for Program Year 2016
ATLANTIC COUNTY

Date: 21-Nov-2017
Time: 9:36
Page: 23

PGM Year: 2016

Project: 0001 - General administration & planning

IDIS Activity: 1040 - CDBG Admin

Status: Open

Location: ,

Objective:

Outcome:

Matrix Code: General Program Administration (21A)

National Objective:

Initial Funding Date: 06/22/2017

Description:

2016 CDBG Admin

Financing

	Fund Type	Grant Year	Grant	Funded Amount	Drawn In Program Year	Drawn Thru Program Year
CDBG	EN	2016	B16UC340111	\$220,443.00	\$220,440.00	\$220,440.00
Total	Total			\$220,443.00	\$220,440.00	\$220,440.00

Proposed Accomplishments

Actual Accomplishments

Number assisted:


	Owner		Renter		Total		Person	
	Total	Hispanic	Total	Hispanic	Total	Hispanic	Total	Hispanic
White:					0	0		
Black/African American:					0	0		
Asian:					0	0		
American Indian/Alaskan Native:					0	0		
Native Hawaiian/Other Pacific Islander:					0	0		
American Indian/Alaskan Native & White:					0	0		
Asian White:					0	0		
Black/African American & White:					0	0		
American Indian/Alaskan Native & Black/African American:					0	0		
Other multi-racial:					0	0		
Asian/Pacific Islander:					0	0		
Hispanic:					0	0		
Total:	0	0	0	0	0	0	0	0
Female-headed Households:					0			

Income Category:

Owner Renter Total Person

PR03 - ATLANTIC COUNTY

Page: 23 of 36



U.S. Department of Housing and Urban Development
Office of Community Planning and Development
Integrated Disbursement and Information System
CDBG Activity Summary Report (GPR) for Program Year 2016
ATLANTIC COUNTY

Date: 21-Nov-2017
Time: 9:36
Page: 24

Extremely Low			0	
Low Mod			0	
Moderate			0	
Non Low Moderate			0	
Total	0	0	0	0
Percent Low/Mod				

Annual Accomplishments

No data returned for this view. This might be because the applied filter excludes all data.



U.S. Department of Housing and Urban Development
Office of Community Planning and Development
Integrated Disbursement and Information System
CDBG Activity Summary Report (GPR) for Program Year 2016
ATLANTIC COUNTY

Date: 21-Nov-2017
Time: 9:36
Page: 25

PGM Year: 2016

Project: 0017 - Linwood - ADA Improvements

IDIS Activity: 1042 - Linwood ADA - Memorial Park

Status: Completed 6/29/2017 12:00:00 AM
Location: 1299 Shore Rd Linwood, NJ 08221-2443

Objective: Create suitable living environments
Outcome: Availability/accessibility
Matrix Code: Parks, Recreational Facilities (03F)

National Objective: LMC

Initial Funding Date: 06/26/2017

Description:

Reconstructing Pathwaysviewing areas at Memorial Park to make ADA accessible.

Financing

	Fund Type	Grant Year	Grant	Funded Amount	Drawn In Program Year	Drawn Thru Program Year
CDBG	EN	Pre-2015		\$45,000.00	\$0.00	\$0.00
		2014	B14UC340111		\$45,000.00	\$45,000.00
		2015	B15UC340111	\$3,686.00	\$3,686.00	\$3,686.00
Total	Total			\$48,686.00	\$48,686.00	\$48,686.00

Proposed Accomplishments

Public Facilities : 1,600

Actual Accomplishments

Number assisted:

	Owner		Renter		Total		Person	
	Total	Hispanic	Total	Hispanic	Total	Hispanic	Total	Hispanic
White:	0	0	0	0	0	0	1,490	0
Black/African American:	0	0	0	0	0	0	20	0
Asian:	0	0	0	0	0	0	80	0
American Indian/Alaskan Native:	0	0	0	0	0	0	0	0
Native Hawaiian/Other Pacific Islander:	0	0	0	0	0	0	0	0
American Indian/Alaskan Native & White:	0	0	0	0	0	0	0	0
Asian White:	0	0	0	0	0	0	0	0
Black/African American & White:	0	0	0	0	0	0	0	0
American Indian/Alaskan Native & Black/African American:	0	0	0	0	0	0	0	0
Other multi-racial:	0	0	0	0	0	0	10	0
Asian/Pacific Islander:	0	0	0	0	0	0	0	0
Hispanic:	0	0	0	0	0	0	0	0
Total:	0	0	0	0	0	0	1,600	0

PR03 - ATLANTIC COUNTY

Page: 25 of 36



U.S. Department of Housing and Urban Development
Office of Community Planning and Development
Integrated Disbursement and Information System
CDBG Activity Summary Report (GPR) for Program Year 2016
ATLANTIC COUNTY

Date: 21-Nov-2017
Time: 9:36
Page: 26

Female-headed Households:

0 0 0

Income Category:

	Owner	Renter	Total	Person
Extremely Low	0	0	0	0
Low Mod	0	0	0	1,600
Moderate	0	0	0	0
Non Low Moderate	0	0	0	0
Total	0	0	0	1,600
Percent Low/Mod				100.0%

Annual Accomplishments

Years	Accomplishment Narrative	# Benefitting
2016	ADA walking paths and viewing areas have been installed leading to easier access for seniors and those with mobility issues.	



U.S. Department of Housing and Urban Development
Office of Community Planning and Development
Integrated Disbursement and Information System
CDBG Activity Summary Report (GPR) for Program Year 2016
ATLANTIC COUNTY

Date: 21-Nov-2017
Time: 9:36
Page: 27

PGM Year: 2016

Project: 0013 - Folsom - ADA Improvements

IDIS Activity: 1043 - Folsom ADA - Penny Pot

Status: Completed 6/29/2017 12:00:00 AM
Location: 2018 Lake Dr Folsom, NJ 08037-2833

Objective: Create suitable living environments
Outcome: Availability/accessibility
Matrix Code: Parks, Recreational Facilities (03F)

National Objective: LMC

Initial Funding Date: 06/26/2017

Description:

Creation of handicapped parking and removal of architectural barriers on paths throughout the park.

Financing

	Fund Type	Grant Year	Grant	Funded Amount	Drawn In Program Year	Drawn Thru Program Year
		Pre-2015		\$24,757.08	\$0.00	\$0.00
CDBG	EN	2014	B14UC340111		\$24,757.08	\$24,757.08
		2015	B15UC340111	\$20,637.33	\$20,637.33	\$20,637.33
Total	Total			\$45,394.41	\$45,394.41	\$45,394.41

Proposed Accomplishments

Public Facilities : 480

Actual Accomplishments

Number assisted:

	Owner		Renter		Total		Person	
	Total	Hispanic	Total	Hispanic	Total	Hispanic	Total	Hispanic
White:	0	0	0	0	0	0	410	0
Black/African American:	0	0	0	0	0	0	50	0
Asian:	0	0	0	0	0	0	2	0
American Indian/Alaskan Native:	0	0	0	0	0	0	0	0
Native Hawaiian/Other Pacific Islander:	0	0	0	0	0	0	0	0
American Indian/Alaskan Native & White:	0	0	0	0	0	0	0	0
Asian White:	0	0	0	0	0	0	0	0
Black/African American & White:	0	0	0	0	0	0	0	0
American Indian/Alaskan Native & Black/African American:	0	0	0	0	0	0	0	0
Other multi-racial:	0	0	0	0	0	0	18	0
Asian/Pacific Islander:	0	0	0	0	0	0	0	0
Hispanic:	0	0	0	0	0	0	0	0
Total:	0	0	0	0	0	0	480	0

PR03 - ATLANTIC COUNTY

Page: 27 of 36



U.S. Department of Housing and Urban Development
Office of Community Planning and Development
Integrated Disbursement and Information System
CDBG Activity Summary Report (GPR) for Program Year 2016
ATLANTIC COUNTY

Date: 21-Nov-2017
Time: 9:36
Page: 28


Female-headed Households: 0 0 0

Income Category:

	Owner	Renter	Total	Person
Extremely Low	0	0	0	0
Low Mod	0	0	0	480
Moderate	0	0	0	0
Non Low Moderate	0	0	0	0
Total	0	0	0	480
Percent Low/Mod				100.0%

Annual Accomplishments

Years	Accomplishment Narrative	# Benefitting
2016	Project Complete. Handicapped Parking now available and ADA compliant walking paths have replaced old dirt paths.	



U.S. Department of Housing and Urban Development
Office of Community Planning and Development
Integrated Disbursement and Information System
CDBG Activity Summary Report (GPR) for Program Year 2016
ATLANTIC COUNTY

Date: 21-Nov-2017
Time: 9:36
Page: 29

PGM Year: 2015

Project: 0004 - Pleasantville Street Reconstruction

IDIS Activity: 1044 - Pleasantville Plaza Place Reconstruction

Status: Open

Location: 3 Plaza Pl Pleasantville, NJ 08232-3518

Objective: Create suitable living environments

Outcome: Sustainability

Matrix Code: Street Improvements (03K)

National Objective: LMA

Initial Funding Date: 06/26/2017

Description:

Reconstruction of Plaza Place from Main Street to Clamatis Street.

Financing

	Fund Type	Grant Year	Grant	Funded Amount	Drawn In Program Year	Drawn Thru Program Year
CDBG	EN	Pre-2015		\$104,992.36	\$0.00	\$0.00
		2014	B14UC340111		\$104,992.36	\$104,992.36
		2015	B15UC340111	\$87,208.00	\$87,208.00	\$87,208.00
		2016	B16UC340111	\$146,224.00	\$146,224.00	\$146,224.00
Total	Total			\$338,424.36	\$338,424.36	\$338,424.36

Proposed Accomplishments


People (General) : 1,050

Total Population in Service Area: 1,050

Census Tract Percent Low / Mod: 53.81

Annual Accomplishments

Years	Accomplishment Narrative	# Benefitting
2016	Street Reconstruction 95% complete. Considerably more passable streets and sidewalks.	



U.S. Department of Housing and Urban Development
Office of Community Planning and Development
Integrated Disbursement and Information System
CDBG Activity Summary Report (GPR) for Program Year 2016
ATLANTIC COUNTY

Date: 21-Nov-2017
Time: 9:36
Page: 30

PGM Year: 2015

Project: 0005 - Ventnor Street Reconstruction & Drainage Improvements

IDIS Activity: 1045 - Ventnor Winchester Street Improvements 2015

Status: Open

Location: 7200 Winchester Ave Ventnor City, NJ 08406-1966

Objective: Create suitable living environments

Outcome: Sustainability

Matrix Code: Flood Drainage Improvements (03I)

National Objective: LMA

Initial Funding Date: 06/26/2017

Description:

Reconstruction of street, gutters, & curbs along Winchester Avenue between Washington and Lafayette Avenues in order to prevent flooding.

Financing

	Fund Type	Grant Year	Grant	Funded Amount	Drawn In Program Year	Drawn Thru Program Year
		Pre-2015		\$105,413.00	\$0.00	\$0.00
CDBG	EN	2014	B14UC340111		\$105,413.00	\$105,413.00
		2015	B15UC340111	\$49,883.00	\$49,883.00	\$49,883.00
Total	Total			\$155,296.00	\$155,296.00	\$155,296.00

Proposed Accomplishments

Public Facilities : 980

Total Population in Service Area: 980

Census Tract Percent Low / Mod: 43.37

Annual Accomplishments

Years	Accomplishment Narrative	# Benefiting
2016	Project 95% complete. Drainage additions and new curbing already leading to less flooding issues at location.	



U.S. Department of Housing and Urban Development
Office of Community Planning and Development
Integrated Disbursement and Information System
CDBG Activity Summary Report (GPR) for Program Year 2016
ATLANTIC COUNTY

Date: 21-Nov-2017
Time: 9:36
Page: 31

PGM Year: 2016

Project: 0011 - Egg Harbor Twp. - Infrastructure

IDIS Activity: 1046 - EHT West Jersey- Wintergreen Drainage Improvements

Status: Open

Location: 6670 W. Jersey Ave. Egg Harbor Township, NJ 08234

Objective: Create suitable living environments

Outcome: Availability/accessibility

Matrix Code: Flood Drainage Improvements (03I)

National Objective: LMA

Initial Funding Date: 06/27/2017

Description:

Drainage Improvements to correct flooding problem at the intersection of West Jersey Avenue, Lincoln Avenue, and Wintergreen Avenue

Financing

	Fund Type	Grant Year	Grant	Funded Amount	Drawn In Program Year	Drawn Thru Program Year
CDBG	EN	2015	B15UC340111	\$88,679.00	\$88,679.00	\$88,679.00
		2016	B16UC340111	\$16,101.00	\$16,101.00	\$16,101.00
Total	Total			\$104,780.00	\$104,780.00	\$104,780.00

Proposed Accomplishments

Public Facilities : 2,420

Total Population in Service Area: 2,420

Census Tract Percent Low / Mod: 42.98

Annual Accomplishments

No data returned for this view. This might be because the applied filter excludes all data.



U.S. Department of Housing and Urban Development
Office of Community Planning and Development
Integrated Disbursement and Information System
CDBG Activity Summary Report (GPR) for Program Year 2016
ATLANTIC COUNTY

Date: 21-Nov-2017
Time: 9:36
Page: 32

PGM Year: 2014

Project: 0002 - Housing Rehabilitation

IDIS Activity: 1047 - HR-2016-2017-03-Mullica

Status: Completed 8/9/2017 12:00:00 AM
Location: 341 Locust St Hammonton, NJ 08037-3773

Objective: Create suitable living environments
Outcome: Sustainability
Matrix Code: Rehab; Single-Unit Residential (14A)

National Objective: LMH

Initial Funding Date: 06/28/2017

Description:
Housing Rehab

Financing

	Fund Type	Grant Year	Grant	Funded Amount	Drawn In Program Year	Drawn Thru Program Year
CDBG	EN	Pre-2015		\$21,269.00	\$0.00	\$0.00
		2014	B14UC340111		\$21,269.00	\$21,269.00
Total	Total			\$21,269.00	\$21,269.00	\$21,269.00

Proposed Accomplishments

Housing Units : 1

Actual Accomplishments

Number assisted:

	Owner		Renter		Total		Person	
	Total	Hispanic	Total	Hispanic	Total	Hispanic	Total	Hispanic
White:	1	0	0	0	1	0	0	0
Black/African American:	0	0	0	0	0	0	0	0
Asian:	0	0	0	0	0	0	0	0
American Indian/Alaskan Native:	0	0	0	0	0	0	0	0
Native Hawaiian/Other Pacific Islander:	0	0	0	0	0	0	0	0
American Indian/Alaskan Native & White:	0	0	0	0	0	0	0	0
Asian White:	0	0	0	0	0	0	0	0
Black/African American & White:	0	0	0	0	0	0	0	0
American Indian/Alaskan Native & Black/African American:	0	0	0	0	0	0	0	0
Other multi-racial:	0	0	0	0	0	0	0	0
Asian/Pacific Islander:	0	0	0	0	0	0	0	0
Hispanic:	0	0	0	0	0	0	0	0
Total:	1	0	0	0	1	0	0	0
Female-headed Households:	0		0		0			

PR03 - ATLANTIC COUNTY

Page: 32 of 36



U.S. Department of Housing and Urban Development
Office of Community Planning and Development
Integrated Disbursement and Information System
CDBG Activity Summary Report (GPR) for Program Year 2016
ATLANTIC COUNTY

Date: 21-Nov-2017
Time: 9:36
Page: 33

Income Category:

	Owner	Renter	Total	Person
Extremely Low	0	0	0	0
Low Mod	1	0	1	0
Moderate	0	0	0	0
Non Low Moderate	0	0	0	0
Total	1	0	1	0
Percent Low/Mod	100.0%		100.0%	

Annual Accomplishments

Years	Accomplishment Narrative	# Benefitting
2016	LMI homeowners received lead remediation as well as roofing repairs.	



U.S. Department of Housing and Urban Development
Office of Community Planning and Development
Integrated Disbursement and Information System
CDBG Activity Summary Report (GPR) for Program Year 2016
ATLANTIC COUNTY

Date: 21-Nov-2017
Time: 9:36
Page: 34

PGM Year: 2014

Project: 0006 - Section 108 Loan

IDIS Activity: 1050 - JMS Marine

Status: Open

Location: Atlantic City Marine Center, LLC d/b/a JMS Matrine
Services 202 12th Street Absecon, NJ 08201

Objective: Create economic opportunities

Outcome: Sustainability

Matrix Code: ED Direct Financial Assistance to For-
Profits (18A)

National Objective: LMJ

Initial Funding Date: 08/14/2017

Description:

\$35,000 Working Capital Loan

Financing

	Fund Type	Grant Year	Grant	Funded Amount	Drawn In Program Year	Drawn Thru Program Year
CDBG	SL	2014	B14UC340111	\$35,000.00	\$35,000.00	\$35,000.00
Total	Total			\$35,000.00	\$35,000.00	\$35,000.00

Proposed Accomplishments

Jobs : 2


Actual Accomplishments

Number assisted:

	Owner		Renter		Total		Person	
	Total	Hispanic	Total	Hispanic	Total	Hispanic	Total	Hispanic
White:	0	0	0	0	0	0	0	0
Black/African American:	0	0	0	0	0	0	0	0
Asian:	0	0	0	0	0	0	0	0
American Indian/Alaskan Native:	0	0	0	0	0	0	0	0
Native Hawaiian/Other Pacific Islander:	0	0	0	0	0	0	0	0
American Indian/Alaskan Native & White:	0	0	0	0	0	0	0	0
Asian White:	0	0	0	0	0	0	0	0
Black/African American & White:	0	0	0	0	0	0	0	0
American Indian/Alaskan Native & Black/African American:	0	0	0	0	0	0	0	0
Other multi-racial:	0	0	0	0	0	0	0	0
Asian/Pacific Islander:	0	0	0	0	0	0	0	0
Hispanic:	0	0	0	0	0	0	0	0
Total:	0	0	0	0	0	0	0	0
Female-headed Households:	0		0		0			

PR03 - ATLANTIC COUNTY

Page: 34 of 36



U.S. Department of Housing and Urban Development
Office of Community Planning and Development
Integrated Disbursement and Information System
CDBG Activity Summary Report (GPR) for Program Year 2016
ATLANTIC COUNTY

Date: 21-Nov-2017
Time: 9:36
Page: 35

Income Category:

	Owner	Renter	Total	Person
Extremely Low	0	0	0	0
Low Mod	0	0	0	0
Moderate	0	0	0	0
Non Low Moderate	0	0	0	0
Total	0	0	0	0
Percent Low/Mod				

Annual Accomplishments

No data returned for this view. This might be because the applied filter excludes all data.




U.S. Department of Housing and Urban Development
Office of Community Planning and Development
Integrated Disbursement and Information System
CDBG Activity Summary Report (GPR) for Program Year 2016
ATLANTIC COUNTY

Date: 21-Nov-2017
Time: 9:36
Page: 36

Total Funded Amount:	\$2,468,310.44
Total Drawn Thru Program Year:	\$2,447,517.93
Total Drawn In Program Year:	\$1,659,724.13

PR-26

	Office of Community Planning and Development	DATE: 09-11-17
	U.S. Department of Housing and Urban Development	TIME: 14:17
	Integrated Disbursement and Information System	PAGE: 1
	PR26 - CDBG Financial Summary Report	
	Program Year 2016	
ATLANTIC COUNTY, NJ		

PART I: SUMMARY OF CDBG RESOURCES

01 UNEXPENDED CDBG FUNDS AT END OF PREVIOUS PROGRAM YEAR	1,650,319.42
02 ENTITLEMENT GRANT	1,102,215.00
03 SURPLUS URBAN RENEWAL	0.00
04 SECTION 108 GUARANTEED LOAN FUNDS	435,000.00
05 CURRENT YEAR PROGRAM INCOME	0.00
05a CURRENT YEAR SECTION 108 PROGRAM INCOME (FOR SI TYPE)	18,411.27
06 FUNDS RETURNED TO THE LINE-OF-CREDIT	0.00
06a FUNDS RETURNED TO THE LOCAL CDBG ACCOUNT	0.00
07 ADJUSTMENT TO COMPUTE TOTAL AVAILABLE	0.00
08 TOTAL AVAILABLE (SUM, LINES 01-07)	3,205,945.69

PART II: SUMMARY OF CDBG EXPENDITURES

09 DISBURSEMENTS OTHER THAN SECTION 108 REPAYMENTS AND PLANNING/ADMINISTRATION	1,439,284.13
10 ADJUSTMENT TO COMPUTE TOTAL AMOUNT SUBJECT TO LOW/MOD BENEFIT	0.00
11 AMOUNT SUBJECT TO LOW/MOD BENEFIT (LINE 09 + LINE 10)	1,439,284.13
12 DISBURSED IN IDIS FOR PLANNING/ADMINISTRATION	220,440.00
13 DISBURSED IN IDIS FOR SECTION 108 REPAYMENTS	0.00
14 ADJUSTMENT TO COMPUTE TOTAL EXPENDITURES	0.00
15 TOTAL EXPENDITURES (SUM, LINES 11-14)	1,659,724.13
16 UNEXPENDED BALANCE (LINE 08 - LINE 15)	1,546,221.56

PART III: LOW/MOD BENEFIT THIS REPORTING PERIOD

17 EXPENDED FOR LOW/MOD HOUSING IN SPECIAL AREAS	0.00
18 EXPENDED FOR LOW/MOD MULTI-UNIT HOUSING	0.00
19 DISBURSED FOR OTHER LOW/MOD ACTIVITIES	1,439,284.13
20 ADJUSTMENT TO COMPUTE TOTAL LOW/MOD CREDIT	0.00
21 TOTAL LOW/MOD CREDIT (SUM, LINES 17-20)	1,439,284.13
22 PERCENT LOW/MOD CREDIT (LINE 21/LINE 11)	100.00%

LOW/MOD BENEFIT FOR MULTI-YEAR CERTIFICATIONS

23 PROGRAM YEARS(PY) COVERED IN CERTIFICATION	PY: PY: PY:
24 CUMULATIVE NET EXPENDITURES SUBJECT TO LOW/MOD BENEFIT CALCULATION	0.00
25 CUMULATIVE EXPENDITURES BENEFITING LOW/MOD PERSONS	0.00
26 PERCENT BENEFIT TO LOW/MOD PERSONS (LINE 25/LINE 24)	0.00%

PART IV: PUBLIC SERVICE (PS) CAP CALCULATIONS

27 DISBURSED IN IDIS FOR PUBLIC SERVICES	8,246.49
28 PS UNLIQUIDATED OBLIGATIONS AT END OF CURRENT PROGRAM YEAR	0.00
29 PS UNLIQUIDATED OBLIGATIONS AT END OF PREVIOUS PROGRAM YEAR	0.00
30 ADJUSTMENT TO COMPUTE TOTAL PS OBLIGATIONS	0.00
31 TOTAL PS OBLIGATIONS (LINE 27 + LINE 28 - LINE 29 + LINE 30)	8,246.49
32 ENTITLEMENT GRANT	1,102,215.00
33 PRIOR YEAR PROGRAM INCOME	0.00
34 ADJUSTMENT TO COMPUTE TOTAL SUBJECT TO PS CAP	0.00
35 TOTAL SUBJECT TO PS CAP (SUM, LINES 32-34)	1,102,215.00
36 PERCENT FUNDS OBLIGATED FOR PS ACTIVITIES (LINE 31/LINE 35)	0.75%

PART V: PLANNING AND ADMINISTRATION (PA) CAP

37 DISBURSED IN IDIS FOR PLANNING/ADMINISTRATION	220,440.00
38 PA UNLIQUIDATED OBLIGATIONS AT END OF CURRENT PROGRAM YEAR	0.00
39 PA UNLIQUIDATED OBLIGATIONS AT END OF PREVIOUS PROGRAM YEAR	0.00
40 ADJUSTMENT TO COMPUTE TOTAL PA OBLIGATIONS	0.00
41 TOTAL PA OBLIGATIONS (LINE 37 + LINE 38 - LINE 39 +LINE 40)	220,440.00
42 ENTITLEMENT GRANT	1,102,215.00
43 CURRENT YEAR PROGRAM INCOME	18,411.27
44 ADJUSTMENT TO COMPUTE TOTAL SUBJECT TO PA CAP	0.00
45 TOTAL SUBJECT TO PA CAP (SUM, LINES 42-44)	1,120,626.27
46 PERCENT FUNDS OBLIGATED FOR PA ACTIVITIES (LINE 41/LINE 45)	19.67%



Office of Community Planning and Development
U.S. Department of Housing and Urban Development
Integrated Disbursement and Information System
PR26 - CDBG Financial Summary Report
Program Year 2016
ATLANTIC COUNTY, NJ

DATE: 09-11-17
TIME: 14:17
PAGE: 2

LINE 17 DETAIL: ACTIVITIES TO CONSIDER IN DETERMINING THE AMOUNT TO ENTER ON LINE 17

Report returned no data.

LINE 18 DETAIL: ACTIVITIES TO CONSIDER IN DETERMINING THE AMOUNT TO ENTER ON LINE 18

Report returned no data.

LINE 19 DETAIL: ACTIVITIES INCLUDED IN THE COMPUTATION OF LINE 19

Plan Year	IDIS Project	IDIS Activity	Voucher Number	Activity Name	Matrix Code	National Objective	Drawn Amount
2012	4	1011	6046313	Hamilton Township ADA Town Hall	03	LMC	\$28,609.00
2012	4	1011	6046315	Hamilton Township ADA Town Hall	03	LMC	\$47,206.75
2014	4	947	6025624	Atlantic County ADA Improvements	03	LMC	\$1,138.00
2016	5	1024	5994076	ADA Improvements at Stillwater Building	03	LMC	\$17,620.20
2016	5	1024	6002368	ADA Improvements at Stillwater Building	03	LMC	\$26,289.70
2016	5	1024	6002369	ADA Improvements at Stillwater Building	03	LMC	\$15,671.00
2016	5	1024	6011795	ADA Improvements at Stillwater Building	03	LMC	\$33,875.06
2016	5	1024	6023502	ADA Improvements at Stillwater Building	03	LMC	\$20,453.94
2016	5	1024	6023505	ADA Improvements at Stillwater Building	03	LMC	\$70,000.00
2016	5	1024	6023508	ADA Improvements at Stillwater Building	03	LMC	\$800.81
2016	5	1024	6029957	ADA Improvements at Stillwater Building	03	LMC	\$20,523.41
					03	Matrix Code	\$282,187.87
2016	13	1043	6054874	Folsom ADA - Penny Pot	03F	LMC	\$20,637.33
2016	13	1043	6054876	Folsom ADA - Penny Pot	03F	LMC	\$4,031.48
2016	13	1043	6054879	Folsom ADA - Penny Pot	03F	LMC	\$5,725.60
2016	13	1043	6054881	Folsom ADA - Penny Pot	03F	LMC	\$15,000.00
2016	17	1042	6054866	Linwood ADA - Memorial Park	03F	LMC	\$3,686.00
2016	17	1042	6054867	Linwood ADA - Memorial Park	03F	LMC	\$15,000.00
2016	17	1042	6054869	Linwood ADA - Memorial Park	03F	LMC	\$15,000.00
2016	17	1042	6054871	Linwood ADA - Memorial Park	03F	LMC	\$15,000.00
					03F	Matrix Code	\$94,080.41
2015	5	1045	6055117	Ventnor Winchester Street Improvements 2015	03I	LMA	\$49,883.00
2015	5	1045	6055120	Ventnor Winchester Street Improvements 2015	03I	LMA	\$52,044.00
2015	5	1045	6055121	Ventnor Winchester Street Improvements 2015	03I	LMA	\$53,369.00
2016	11	1046	6055175	EHT West Jersey- Wintergreen Drainage Improvements	03I	LMA	\$88,679.00
2016	11	1046	6055176	EHT West Jersey- Wintergreen Drainage Improvements	03I	LMA	\$16,101.00
					03I	Matrix Code	\$260,076.00
2015	4	1044	6054883	Pleasantville Plaza Place Reconstruction	03K	LMA	\$146,224.00
2015	4	1044	6054884	Pleasantville Plaza Place Reconstruction	03K	LMA	\$87,208.00
2015	4	1044	6054885	Pleasantville Plaza Place Reconstruction	03K	LMA	\$10,184.36
2015	4	1044	6054887	Pleasantville Plaza Place Reconstruction	03K	LMA	\$94,808.00
					03K	Matrix Code	\$338,424.36
2006	16	713	5961108	Absecon Senior Transportation Operating	05A	LMC	\$559.14
2006	16	713	5961110	Absecon Senior Transportation Operating	05A	LMC	\$2,698.24
2006	16	713	6057012	Absecon Senior Transportation Operating	05A	LMC	\$1,742.62
2006	16	713	6057013	Absecon Senior Transportation Operating	05A	LMC	\$772.84
2006	16	713	6057014	Absecon Senior Transportation Operating	05A	LMC	\$2,473.65
					05A	Matrix Code	\$8,246.49
2014	2	1047	6055728	HR-2016-2017-03-Mullica	14A	LMH	\$7,067.77
2014	2	1047	6055729	HR-2016-2017-03-Mullica	14A	LMH	\$14,201.23
					14A	Matrix Code	\$21,269.00
2014	6	1006	6050182	Landsman Uniform	18A	LMJ	\$400,000.00
2014	6	1050	6070028	JMS Marine	18A	LMJ	\$35,000.00
					18A	Matrix Code	\$435,000.00
Total							\$1,439,284.13



Office of Community Planning and Development
U.S. Department of Housing and Urban Development
Integrated Disbursement and Information System
PR26 - CDBG Financial Summary Report
Program Year 2016
ATLANTIC COUNTY, NJ

DATE: 09-11-17
TIME: 14:17
PAGE: 3

LINE 27 DETAIL: ACTIVITIES INCLUDED IN THE COMPUTATION OF LINE 27

Plan Year	IDIS Project	IDIS Activity	Voucher Number	Activity Name	Matrix Code	National Objective	Drawn Amount
2006	16	713	5961108	Absecon Senior Transportation Operating	05A	LMC	\$559.14
2006	16	713	5961110	Absecon Senior Transportation Operating	05A	LMC	\$2,698.24
2006	16	713	6057012	Absecon Senior Transportation Operating	05A	LMC	\$1,742.62
2006	16	713	6057013	Absecon Senior Transportation Operating	05A	LMC	\$772.84
2006	16	713	6057014	Absecon Senior Transportation Operating	05A	LMC	\$2,473.65
Total					05A	Matrix Code	\$8,246.49
							\$8,246.49

LINE 37 DETAIL: ACTIVITIES INCLUDED IN THE COMPUTATION OF LINE 37

Plan Year	IDIS Project	IDIS Activity	Voucher Number	Activity Name	Matrix Code	National Objective	Drawn Amount
2016	1	1040	6053946	CDBG Admin	21A		\$11,753.34
2016	1	1040	6053947	CDBG Admin	21A		\$22,521.79
2016	1	1040	6053949	CDBG Admin	21A		\$19,808.01
2016	1	1040	6053951	CDBG Admin	21A		\$11,426.16
2016	1	1040	6053953	CDBG Admin	21A		\$18,609.92
2016	1	1040	6053955	CDBG Admin	21A		\$12,606.19
2016	1	1040	6053958	CDBG Admin	21A		\$35,999.64
2016	1	1040	6053960	CDBG Admin	21A		\$18,141.84
2016	1	1040	6053962	CDBG Admin	21A		\$26,283.67
2016	1	1040	6053963	CDBG Admin	21A		\$20,840.57
2016	1	1040	6053965	CDBG Admin	21A		\$12,129.10
2016	1	1040	6070667	CDBG Admin	21A		\$10,319.77
Total					21A	Matrix Code	\$220,440.00
							\$220,440.00

Other IDIS reports



U.S. Department of Housing and Urban Development
Office of Community Planning and Development
Integrated Disbursement and Information System
HOME Summary of Accomplishments

DATE: 10-12-17
TIME: 13:38
PAGE: 1

Activity Type	Disbursed Amount	Units Completed	Units Occupied
First Time Homebuyers	\$290,302.38	13	13
Existing Homeowners	\$170,776.00	7	7
Total Homebuyers and Homeowners	\$460,778.38	20	20
Grand Total		26	26

Home Unit Completions by Percent of Area Median Income

Activity Type	0% - 30%	31% - 50%	51% - 60%	61% - 80%	Total 0% - 60%	Total 61% - 80%	Units Completed
First Time Homebuyers	1	3	1	12	7	13	13
Existing Homeowners	1	2	2	2	5	7	7
Total Homebuyers and Homeowners	2	5	3	14	12	20	20
Grand Total	2	5	5	14	12	26	26

Home Unit Reported As Vacant

Activity Type	Reported as Vacant
First Time Homebuyers	0
Existing Homeowners	0
Total Homebuyers and Homeowners	0
Grand Total	0

U.S. Department of Housing and Urban Development
 Office of Community Planning and Development
 Integrated Disbursement and Information System
 HOME Summary of Accomplishments

Program Year: 2016
 Start Date: 01-Sep-2016 - End Date: 31-Aug-2017
ATLANTIC COUNTY CONSORTIUM

Home Unit Completions by Racial / Ethnic Category

	First Time Homebuyers		Existing Homeowners	
	Units Completed	Hispanics	Units Completed	Hispanics
White	12	8	5	0
Black/African American	5	0	2	0
Asian	2	0	0	0
Total	19	8	7	0

Total, Homebuyers and Homeowners					Grand Total	
	Units Completed		Units Completed		Units Completed	
	Completed	Hispanics	Completed	Hispanics	Completed	Hispanics
White	17	8	17	0	34	8
Black/African American	7	0	7	0	14	0
Asian	2	0	2	0	4	0
Total	26	8	26	0	52	8

U.S. Department of Housing and Urban Development
Office of Community Planning and Development
Integrated Disbursement and Information System
CDIS Summary of Accomplishments
Program Year: 2016

ATLANTIC COUNTY

Count of CDBG Activities with Disbursements by Activity Group & Matrix Code

Activity Group	Activity Category	Open Count	Open Activities Disbursed	Completed Count	Completed Activities Disbursed	Program Year Count	Total Activities Disbursed
Economic Development	ED Direct Financial Assistance to For-Profit (18A)	4	\$435,000.00	0	\$0.00	4	\$435,000.00
	Total Economic Development	4	\$435,000.00	0	\$0.00	4	\$435,000.00
Housing	Rehab, Single-Unit Residential (14A)	0	\$0.00	1	\$21,269.00	1	\$21,269.00
	Total Housing	0	\$0.00	1	\$21,269.00	1	\$21,269.00
Public Facilities and Improvements	Public Facilities and Improvement (General) (03)	0	\$0.00	4	\$282,187.87	4	\$282,187.87
	Senior Centers (03A)	0	\$0.00	1	\$0.00	1	\$0.00
	Neighborhood Facilities (03F)	0	\$0.00	1	\$0.00	1	\$0.00
	Parks, Recreational Facilities (03P)	0	\$0.00	2	\$94,090.41	2	\$94,090.41
	Flood Drainage Improvements (03I)	2	\$260,076.00	0	\$0.00	2	\$260,076.00
	Street Improvements (03K)	1	\$338,424.36	1	\$0.00	2	\$338,424.36
	Stairways (03L)	0	\$0.00	1	\$0.00	1	\$0.00
	Total Public Facilities and Improvements	3	\$598,500.36	10	\$376,268.28	13	\$974,768.64
Public Services	Senior Services (05A)	1	\$8,246.49	0	\$0.00	1	\$8,246.49
	Total Public Services	1	\$8,246.49	0	\$0.00	1	\$8,246.49
General Administration and Planning	General Program Administration (21A)	1	\$220,440.00	0	\$0.00	1	\$220,440.00
	Total General Administration and Planning	1	\$220,440.00	0	\$0.00	1	\$220,440.00
Grand Total		9	\$1,282,186.85	11	\$397,537.28	20	\$1,659,724.13

U.S. Department of Housing and Urban Development
 Office of Community Planning and Development
 Integrated Disbursement and Information System
 CDBG Summary of Accomplishments
 Program Year: 2015

ATLANTIC COUNTY

CDBG Sum of Actual Accomplishments by Activity Group and Accomplishment Type

Activity Group	Matrix Code	Accomplishment Type	Open Count	Completed Count	Program Year Totals
Economic Development	ED Direct Financial Assistance to For-Profits (16A) 1-55		0	0	0
Housing	Total Economic Development		0	0	0
	Rehab: Single-Unit Residential (14A)	Housing Units	0	0	0
	Total Housing		0	1	1
Public Facilities and Improvements	Public Facilities and Improvement (General) (03)	Persons	0	3,358	3,358
		Public Facilities	0	17,479	17,479
	Senior Centers (03A)	Public Facilities	0	700	700
	Neighborhood Facilities (01E)	Public Facilities	0	2,035	2,035
	Parks, Recreational Facilities (03F)	Public Facilities	0	2,080	2,080
	Flood Drainage Improvements (03J)	Public Facilities	0	0	0
	Street Improvements (03K)	Persons	980	565	1,545
	Sidewalks (03L)	Persons	1,050	314	1,364
	Total Public Facilities and Improvements		2,030	26,551	28,581
Public Services	Senior Services (05A)	Persons	145	0	145
	Total Public Services		145	0	145
Grand Total			2,175	26,552	28,727

U.S. Department of Housing and Urban Development
 Office of Community Planning and Development
 Integrated Disbursement and Information System
 CDBG Summary of Accomplishments
 Program Year: 2015

ATLANTIC COUNTY

CDBG Beneficiaries by Racial / Ethnic Category

Housing-Non Housing	Race	Total Persons	Total Hispanic		Total Households	Total Hispanic	
			Persons	Households		Persons	Households
Housing	White	0	0	1	0	0	0
	Total Housing	0	0	1	0	0	0
	White	16,713	2,572	0	0	0	0
	Black/African American	3,643	1,010	0	0	0	0
	Asian	1,848	0	0	0	0	0
	Other multi-racial	1,872	155	0	0	0	0
Non Housing	Total Non Housing	24,076	3,737	0	0	0	0
	White	16,713	2,572	1	0	0	0
	Black/African American	3,643	1,010	0	0	0	0
	Asian	1,848	0	0	0	0	0
	Other multi-racial	1,872	155	0	0	0	0
	Total Grand Total	24,076	3,737	1	0	0	0



CDBG Beneficiaries by Income Category				
	Income Levels	Owner Occupied	Renter Occupied	Persons
Housing	Extremely Low (<=30%)	0	0	0
	Low (>30% and <=50%)	1	0	0
	Mod (>50% and <=80%)	0	0	0
	Total Low-Mod	1	0	0
	Non Low-Mod (>80%)	1	0	0
	Total Beneficiaries	1	0	0
	Extremely Low (<=30%)	0	0	0
	Low (>30% and <=50%)	0	0	2,082
	Mod (>50% and <=80%)	0	0	3,782
	Total Low-Mod	0	0	5,862
Non Housing	Non Low-Mod (>80%)	0	0	0
	Total Beneficiaries	0	0	5,862

U.S. Department of Housing and Urban Development
Office of Community Planning and Development
Integrated Disbursement and Information System
Home Matching Liability Report

DATE: 10-10-17
TIME: 15:13
PAGE: 1

ATLANTIC COUNTY, NJ

Fiscal Year	Match Percent	Total Disbursements	Disbursements Requiring Match	Match Liability Amount
1999	25.0%	\$555,947.00	\$485,784.00	\$121,446.00
2000	25.0%	\$332,896.00	\$271,254.00	\$67,821.00
2001	25.0%	\$316,488.00	\$260,055.00	\$65,016.25
2002	25.0%	\$470,970.00	\$397,162.00	\$98,290.50
2003	25.0%	\$396,107.60	\$319,107.50	\$79,776.87
2004	25.0%	\$826,042.69	\$735,881.29	\$183,970.32
2005	25.0%	\$977,951.10	\$892,977.10	\$223,244.27
2006	25.0%	\$962,173.97	\$859,358.50	\$214,839.62
2007	25.0%	\$877,458.48	\$789,430.50	\$197,357.62
2008	25.0%	\$811,883.74	\$721,961.14	\$180,490.28
2009	25.0%	\$1,017,373.85	\$945,633.85	\$236,408.46
2010	25.0%	\$648,296.29	\$564,701.49	\$141,175.37
2011	25.0%	\$879,341.23	\$792,448.23	\$108,112.05
2012	25.0%	\$679,655.89	\$607,017.79	\$151,754.44
2013	0.0%	\$251,170.33	\$0.00	\$0.00
2014	0.0%	\$416,039.35	\$0.00	\$0.00
2015	25.0%	\$546,208.10	\$501,030.10	\$125,272.52

IDIS - PR33	2016	25.0%	U.S. Department of Housing and Urban Development Office of Community Planning and Development Integrated Disbursement and Information System Home Matching Liability Report	DATE: 10-10-17 TIME: 15:13 PAGE: 2
			\$553,370.16	\$127,522.79
			\$510,091.16	

Public notice

Published on or before November 1, 2017

**NOTICE OF AVAILABILITY AND PUBLIC HEARING
CONSOLIDATED ANNUAL PERFORMANCE AND
EVALUATION REPORT
PROGRAM YEAR 2015
Atlantic County, New Jersey**

Notice is hereby provided that the County of Atlantic, NJ has completed its draft of the Consolidated Annual Performance and Evaluation Report (CAPER) for the 2016 Program Year for the Community Development Block Grant (CDBG) and HOME Investment Partnerships programs. This report contains information including: 1) Summary of the resources and accomplishments, 2) Status of actions taken during the year to implement the goals outlined in the Consolidated Plan, and 3) Evaluation of the progress made during the year in addressing identified priority needs and objectives.

This report is available to the public for review at the Atlantic County Improvement Authority located at 1333 Atlantic Ave., Atlantic City, NJ and online at www.aclink.org

A public comment period will begin on November 2, 2017 and go through November 22, 2017 during which the public is invited to address written comments to: Atlantic County Improvement Authority, 1333 Atlantic Ave., Atlantic City, NJ 08401 Attn: Robert McGuigan.

The County will also hold a public hearing for citizens desiring to comment on the CAPER report November 17, 2017, 3 PM, at the Atlantic County Library in Mays Landing. Atlantic County intends to submit the 2016 Comprehensive Annual Performance Evaluation Report to the U.S. Department of Housing and Urban Development on or about November 30, 2017.

To facilitate participation by persons with special needs, please contact the Atlantic County Improvement Authority to make arrangements (609-343-2390). This location is accessible.

POLICY ON DISCRIMINATION

The County of Atlantic complies with all state and federal rules and regulations and does not discriminate on the basis of race, religion, color, national or ethnic origin, sexual orientation, age, marital status or disability in admission to, access to, or operations of its programs, services, or activities. In addition, Atlantic County encourages the participation of people with disabilities in its programs and activities and offers special services to all County residents 60 years of age and older.

**BY ORDER OF THE ATLANTIC COUNTY
BOARD OF CHOSEN FREEHOLDERS
Dennis Levinson, County Executive**

THE PRESS OF ATLANTIC CITY

1001 W. West Highlan Ave, Pleasantville, NJ 08232

ATTORNEY AT LAW
ATTORNEY AT LAW
1001 ATLANTIC AVE # 100
ATLANTIC CITY, NJ 08202

Account Number

5000188

Date

November 01, 2017

Newspaper reference: 0000057474

Date	Category	Description	Ad Class	Total Cost
11/01/2017	Legal Notices	NOTICE OF AVAILABILITY AND PUBLIC HEARING CONSOL	1 x TELE CL	\$8.18

Certification Proof of Publication

Lauren Marco of lawful age, acting in his/her capacity as an employee of The Press of Atlantic City, a daily newspaper printed and published at 1001 West Washington Avenue, Pleasantville, New Jersey 08232, and distributed in the following counties: Atlantic, Camden, Cape May, Cumberland, Gloucester, and Ocean and mailed to various parts of the State of New Jersey, the United States, and foreign countries, does hereby certify that the Notice this Certification was published in The Press of Atlantic City on:

11/01/2017

All interested parties may rely upon the representations contained herein limited solely to the authenticity of the Notice accompanying this Certification to be an accurate reproduction of the same and the date upon which it was published.

I certify that the foregoing statements made by me are true. I am aware that if any of the foregoing statements made by me are willfully false, I am subject to punishment.

Date: 11/01/2017

Lauren Marco

Lauren Marco

NOTICE OF AVAILABILITY AND PUBLIC HEARING CONSOLIDATED ANNUAL PERFORMANCE AND EVALUATION REPORT FISCAL YEAR 2016 Atlantic County, New Jersey

Notice is hereby provided that the County of Atlantic, NJ has completed the State of New Jersey Consolidated Annual Performance and Evaluation Report (CAPER) for the 2016 Program Year of the County's Department of Public Safety, Health, and Human Services. This report contains information including: 1) Summary of the program and activities; 2) Current and future goals and objectives; 3) Current and future needs; 4) Current and future resources; 5) Current and future funding; 6) Current and future personnel; 7) Current and future equipment; 8) Current and future facilities; 9) Current and future information; 10) Current and future other resources.

This report is available to the public for review at the Atlantic County Improvement Authority located at 1001 Atlantic Ave., Atlantic City, NJ and online at www.aicnj.org.

A public comment period will begin on November 2, 2017 and go through November 22, 2017 during which the public is invited to address written comments to the Atlantic County Improvement Authority, 1001 Atlantic Ave., Atlantic City, NJ 08202. Comments should be submitted by email to publiccomment@aicnj.org or by mail to the same address.

The County will also hold a public hearing for citizens wishing to comment on the CAPER report on November 17, 2017 at 7 PM, at the Atlantic County Library, 1001 Atlantic Ave., Atlantic City, NJ. The hearing will be held in the 2016 Consolidated Annual Performance and Evaluation Report to the U.S. Department of Housing and Urban Development and on or about November 30, 2017.

To facilitate participation by persons with disabilities, please contact the Atlantic County Improvement Authority at 1001 Atlantic Ave. (201) 343-2300. If a location is accessible.

POLICY ON DISCRIMINATION
The County of Atlantic complies with all state and federal laws and regulations and does not discriminate on the basis of race, religion, color, national or ethnic origin, sexual orientation, age, marital status or disability in admission to services, or operations of its programs, services or activities. In addition, Atlantic County encourages the participation of people with disabilities in its programs and activities and offers special services to all County residents 65 years of age and older.
Contact: 1001 Atlantic Ave.
Atlantic City, NJ 08202
Phone: (201) 343-2300
Fax: (201) 343-2300
November 1, 2017

THIS IS NOT A BILL. PLEASE PAY FROM INVOICE. THANK YOU